



OUR TEAM

D.R. HORTON

Contact: Megan Whieldon | Project Manager
2280 Wardlow Circle, Suite 100
Corona, CA 92880
951.739.5441 | www.drhorton.com

WHA. Architects . Planners . Designers .

Contact: Jeff Johnson
680 Newport Center Drive, Suite 300
Newport Beach, CA 92660
949.250.0607 | www.WHAinc.com

CIVIL | Aguilar Consulting, Inc.

Contact: Ceazar Aguilar, PE
231 E. Alessandro Blvd. #6A393
Riverside, CA 92508
c: 909-709-4393 | www.aguilarconsultinginc.com

Landscape Architect | SJA

Contact: Jack Norton
7859 Sitio Coco
Carlsbad, CA 92009
949.276.6500 | www.sjainc.com

SHEET INDEX:

R1	Streetview of Building 200A	3.3.0	Building 200A Building Elevations - Sides
R2	Streetview of Building 200B	3.3.1	Building 200B Building Elevations - Front & Rear
R3	Building 200A - Paseo View	3.3.1	Building 200B Building Elevations - Front & Rear
R4	Building 200B - Paseo View	4.2.0	Building 300 Building Composite
R5	Rear Streetview of Building 200A	4.2.1	Building 300 Roof Plans
R6	Rear Streetview of Building 200B	4.3.0	Building 300A Building Elevations - Front & Rear
1.1.0	Unit Plan 1.1515 - 1A/1B	4.3.0	Building 300A Building Elevations - Sides
1.2.0	Unit Plan 2.1608 - 2A/2AX	4.3.1	Building 300B Building Elevations - Front & Rear
1.2.1	Unit Plan 2.1608 - 2B/2BX	4.3.1	Building 300B Building Elevations - Sides
2.2.0	Building 100 Building Composite	4.3.2	Trash Enclosure
2.2.1	Building 100 Roof Plans	5.1.0	Color Schemes & Exterior Materials
2.3.0	Building 100A Building Elevations - Front & Rear	SP	Site Plan -Tract No 20521
2.3.0	Building 100A Building Elevations - Sides	G-1	Conceptual Grading Plan (2 sheets)
2.3.1	Building 100A Building Elevations - Front & Rear	G-2	Conceptual Grading Plan (2 sheets)
2.3.1	Building 100A Building Elevations - Sides	L-1	Amenities Plans
3.1.0	Building 200 Building Composite	L-2	Preliminary Landscape Plans
3.2.0	Building 200 Roof Plans		
3.3.0	Building 200A Building Elevations - Front & Rear		



Streetview of Building 200A

CITRUS LANE

FONTANA, CA



Streetview of Building 200B

CITRUS LANE

FONTANA, CA



Building 200A Paseo View

CITRUS LANE

FONTANA, CA



Building 200B Paseo View

CITRUS LANE

FONTANA, CA



Rear Building 200A

CITRUS LANE

FONTANA, CA



HORTON E

R5

DESIGN REVIEW RE-SUBMITTAL

© 2023 WILLIAM HEZMALHALCH ARCHITECTS, INC. dba WHA. | 2023118 | 06-20-24



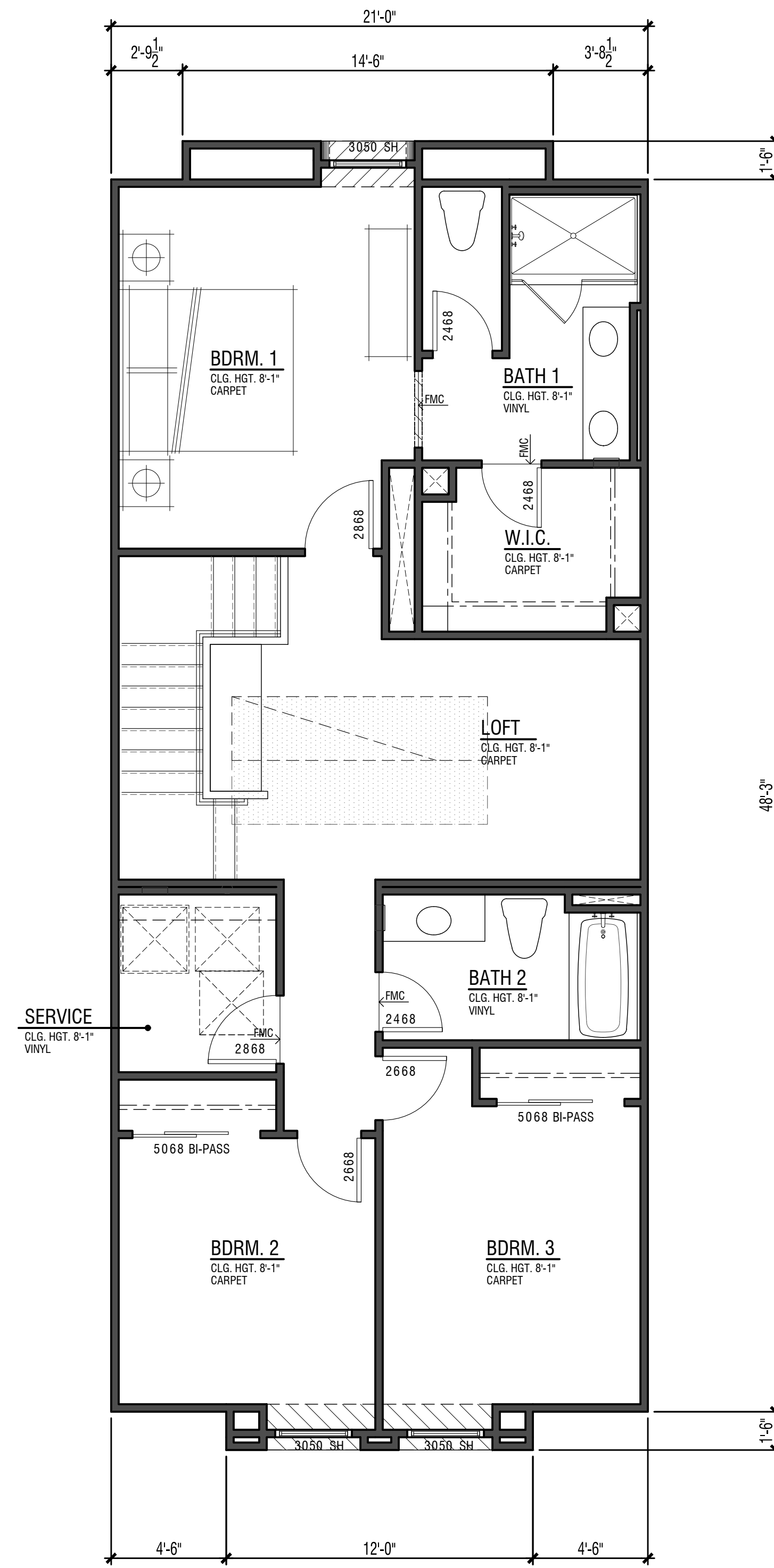


Rear Building 200B

CITRUS LANE

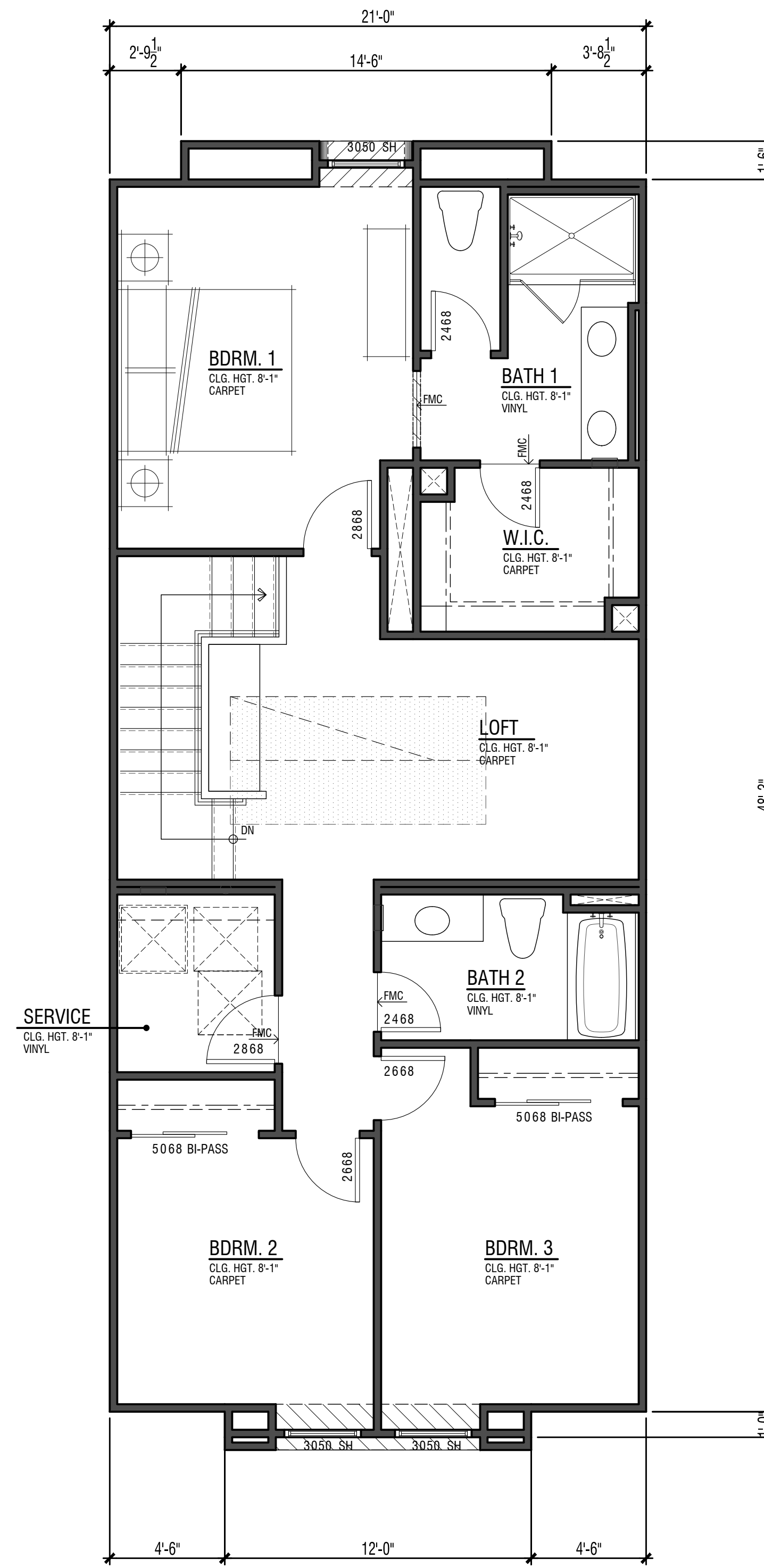
FONTANA, CA

R6



PLAN 1B

SECOND FLOOR - 966 S.F.



PLAN 1A

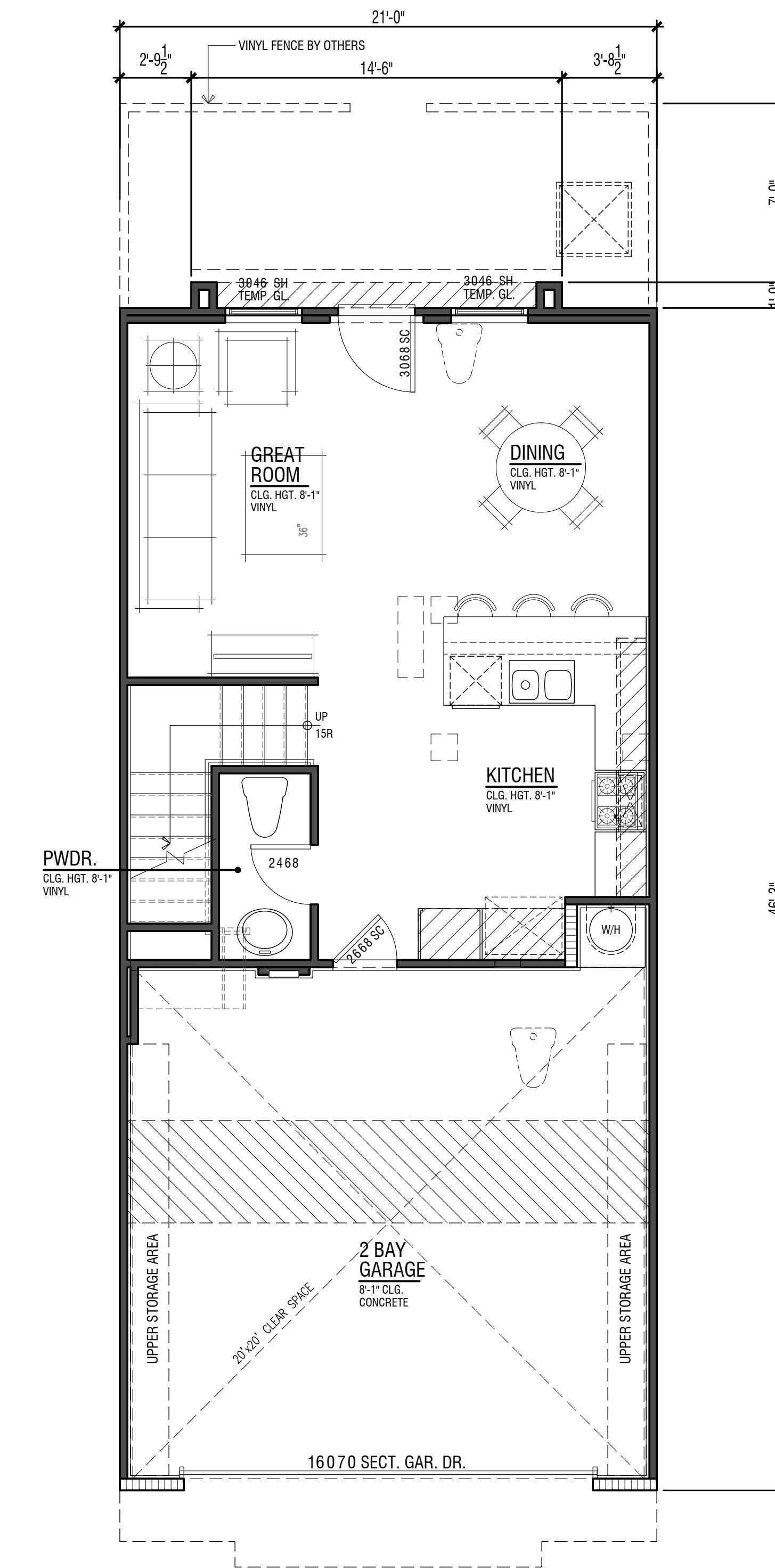
Plan 1.1500

3 Bdrm | 2.5 Bath | Loft
 2- Bay Garage |
 1,500 S.F.
 8' | 8' Plates

Unit Floor Plans

CITRUS LANE

FONTANA, CA

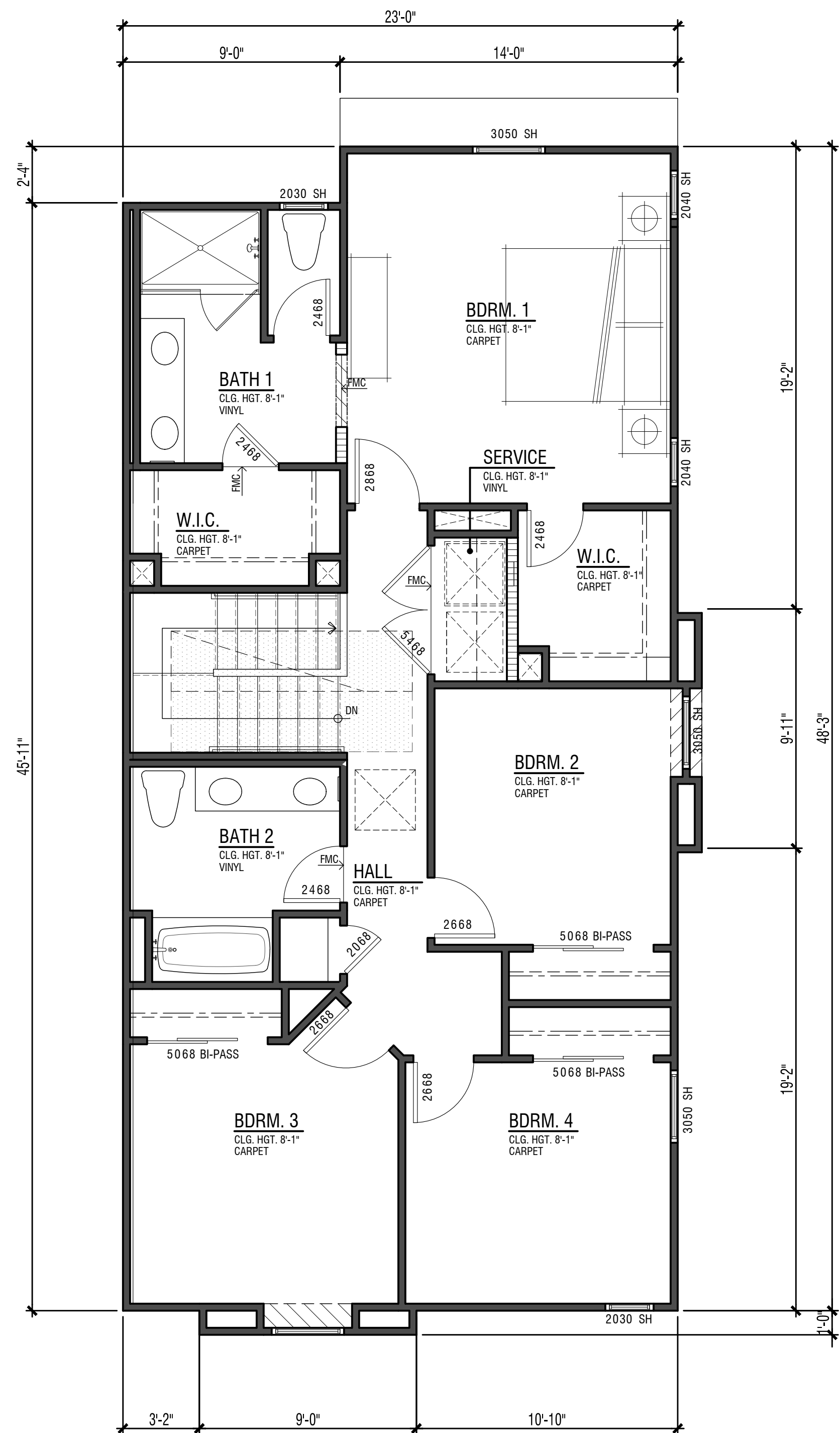


PLAN 1A / 1B

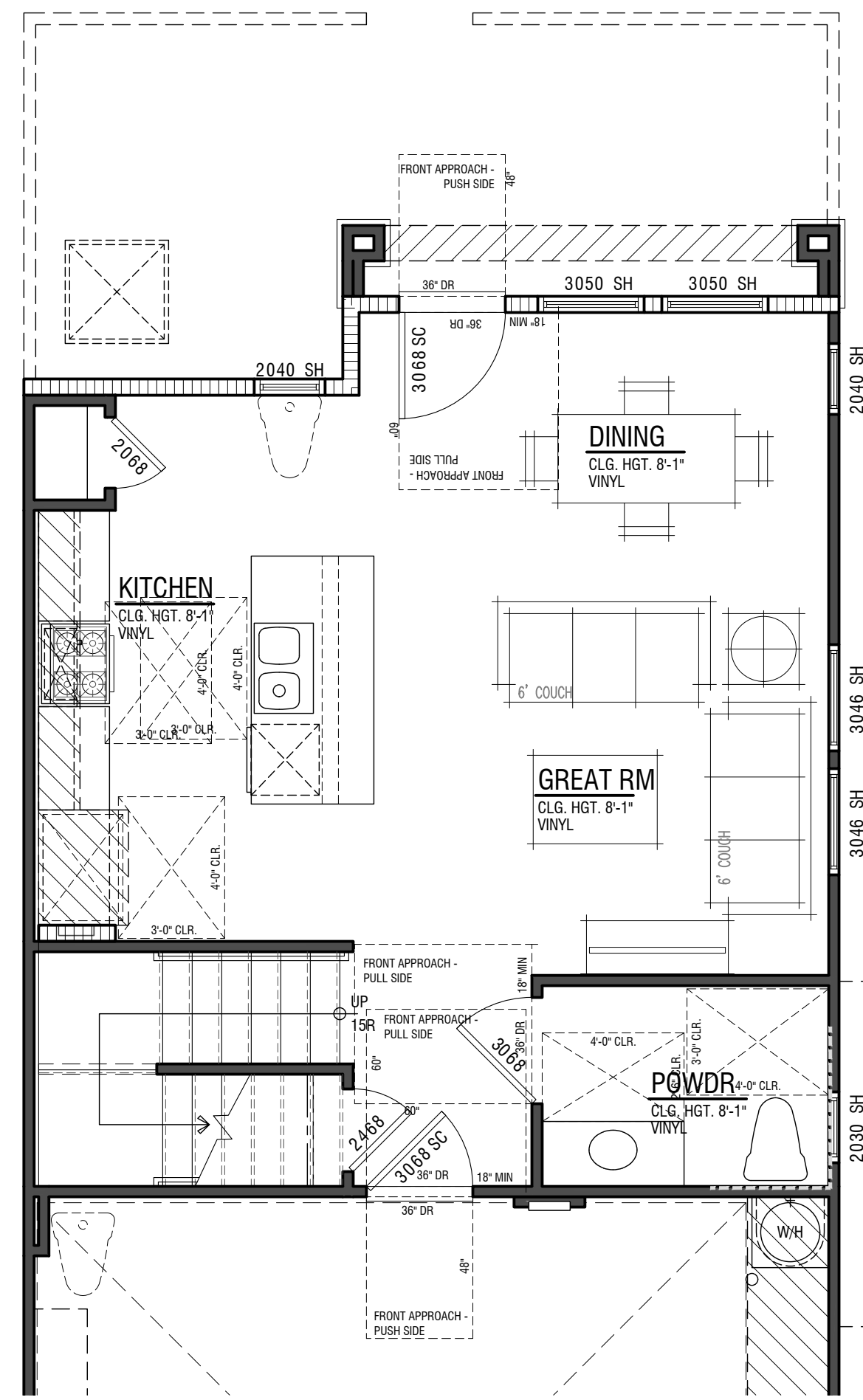
FIRST FLOOR - 534 S.F.

DWELLING PLAN SUMMARY - PLAN 1.1500A&B	
ROOM TYPE	QUANTITY
BEDROOM(S)	3
BATH(S)	2.5
FLOOR AREA TABLE PLAN 1.1500A&B	
FIRST LEVEL	534 SQ. FT.
SECOND LEVEL	966 SQ. FT.
TOTAL	1500 SQ. FT.
2-BAY GARAGE	437 SQ. FT.
PORCH	166 SQ. FT.

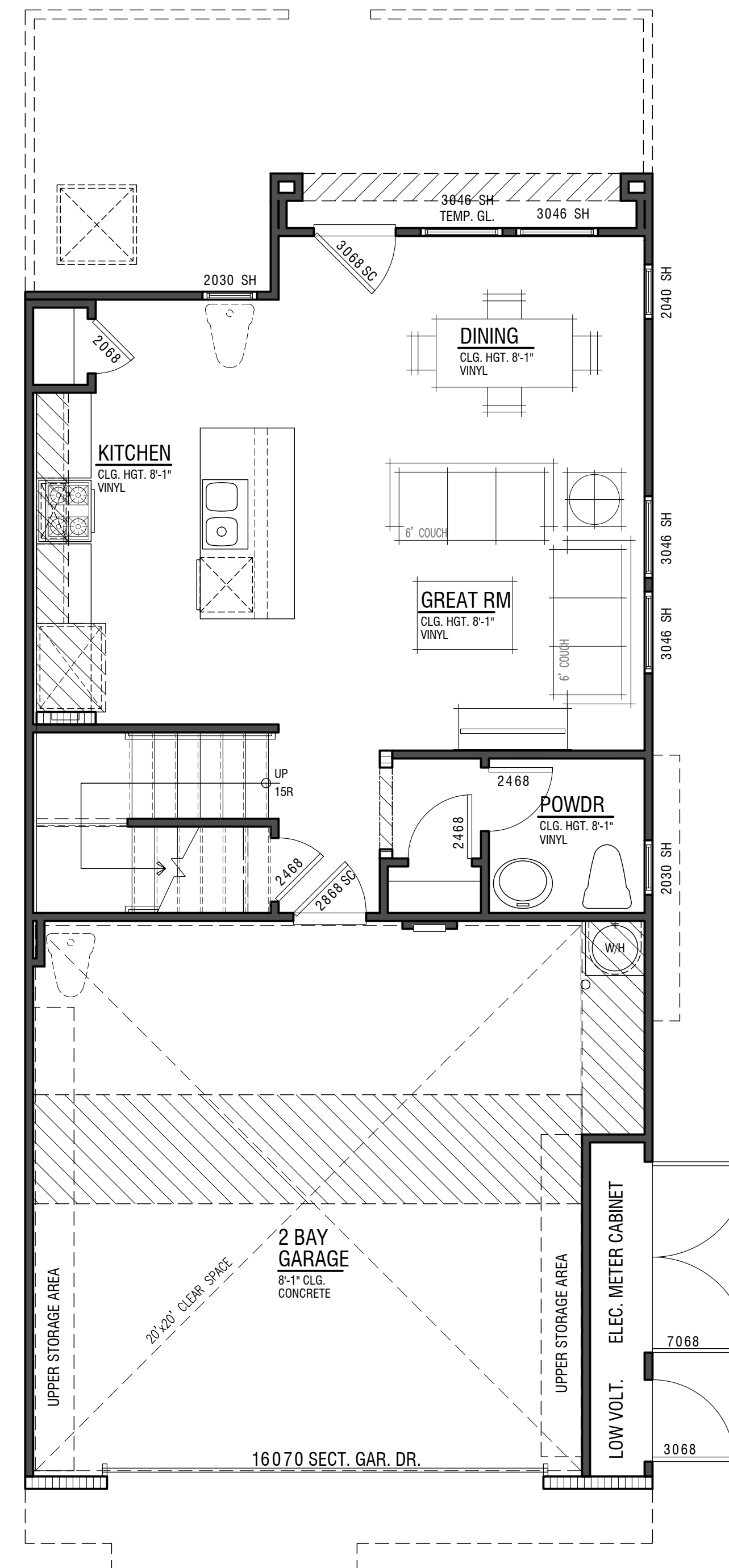
NOTE: SQUARE FOOTAGE MAY VARY DUE TO METHOD OF CALCULATION



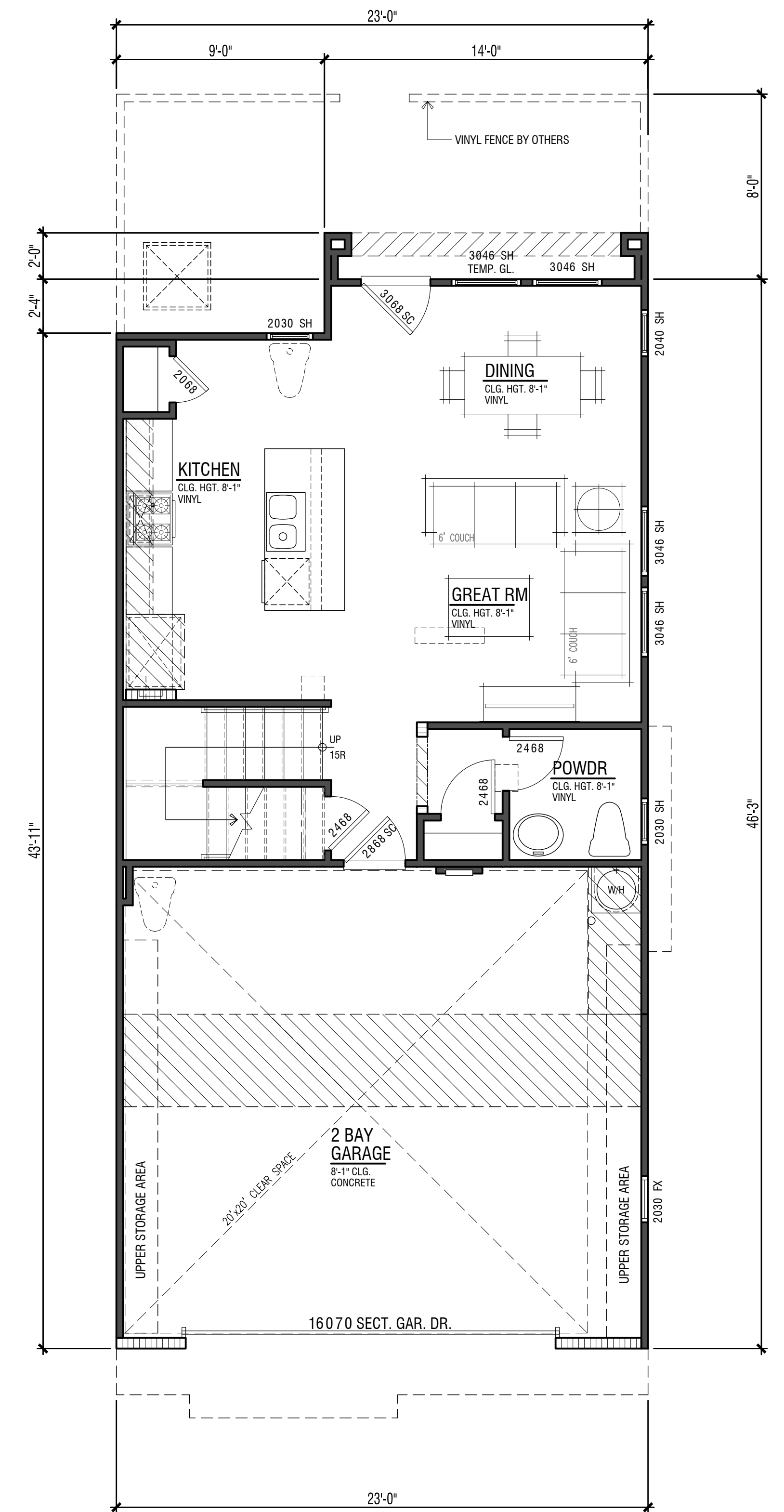
PLAN 2A / 2A-X
SECOND FLOOR - 1,038 S.F.



POWDER AT ACCESSIBLE UNIT



PLAN 2A-X



PLAN 2A

FIRST FLOOR - 564 S.F.

Plan 2.1602

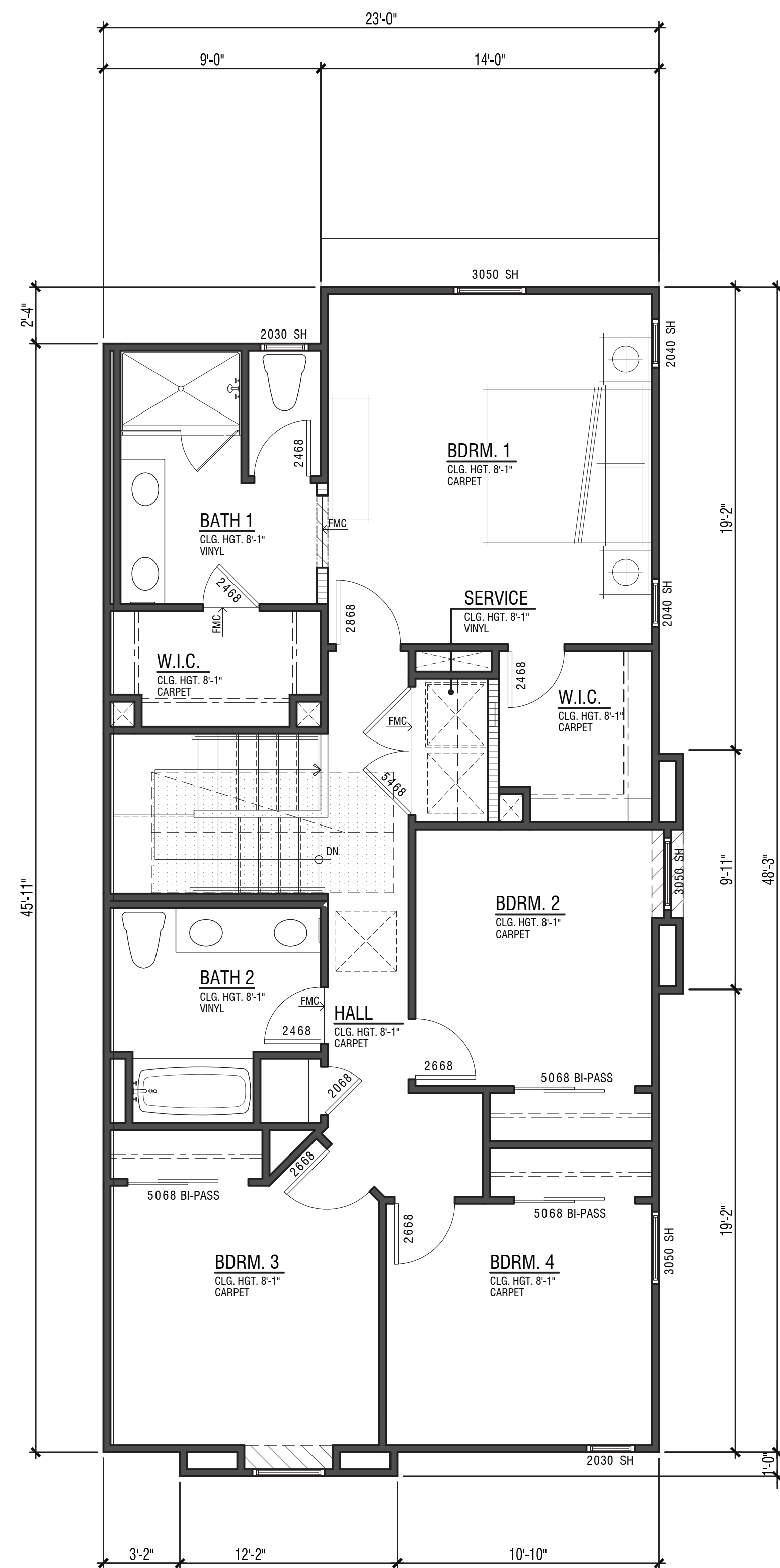
4 Bdrm | 2.5 Bath
 2- Bay Garage |
 1,602 S.F.
 8' | 8' Plates

Unit Floor Plans

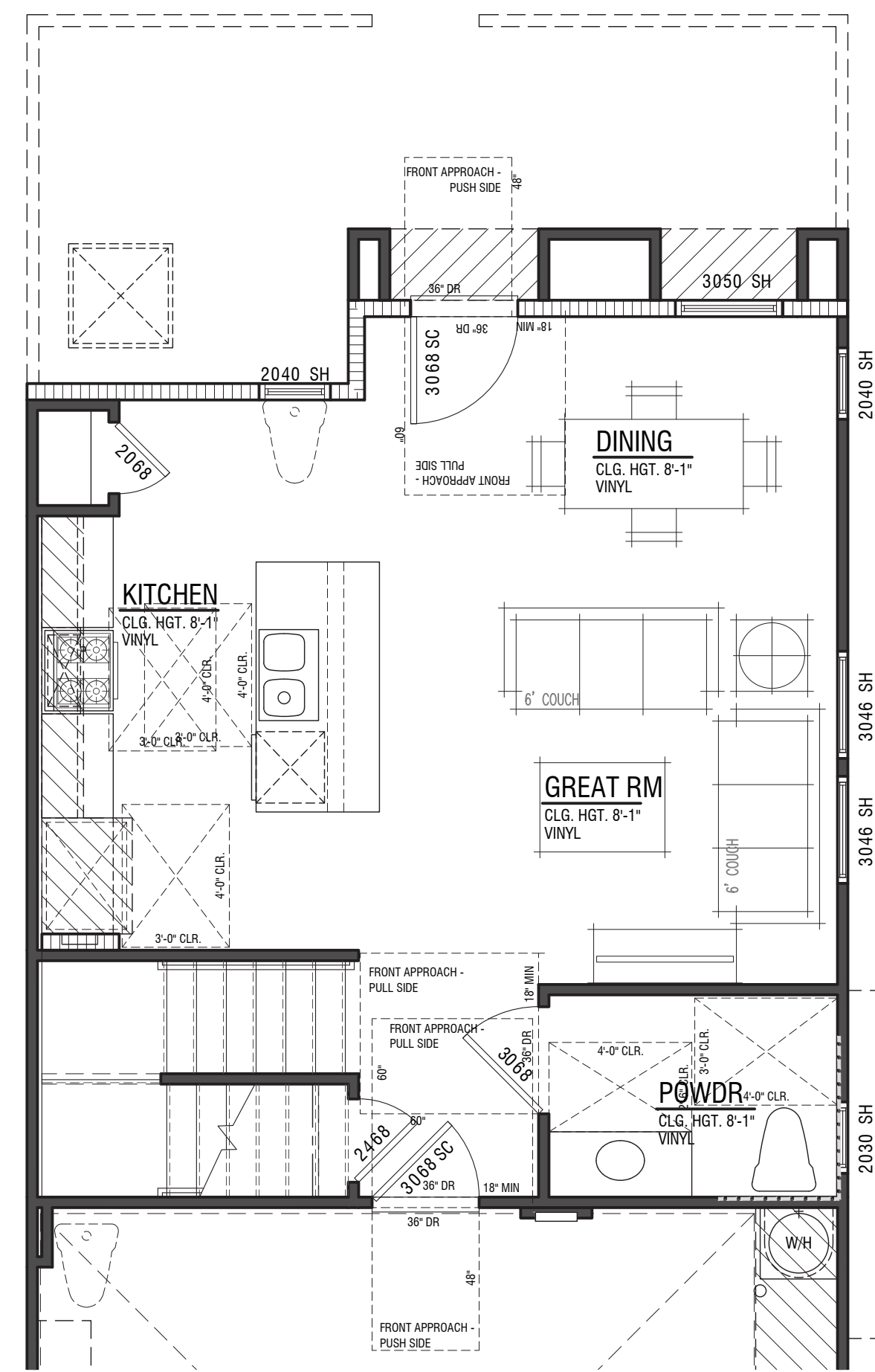
CITRUS LANE
 FONTANA, CA

DWELLING PLAN SUMMARY - PLAN 2.1602A	
ROOM TYPE	QUANTITY
BEDROOM(S)	4
BATH(S)	2.5
FLOOR AREA TABLE PLAN 2.1602A	
FIRST LEVEL	564 SQ. FT.
SECOND LEVEL	1038 SQ. FT.
TOTAL	1602 SQ. FT.
2-BAY GARAGE	479 SQ. FT.
2-BAY GARAGE AT METER CABINET	450 SQ. FT.
METER CABINET	29 SQ. FT.
PORCH	201 SQ. FT.

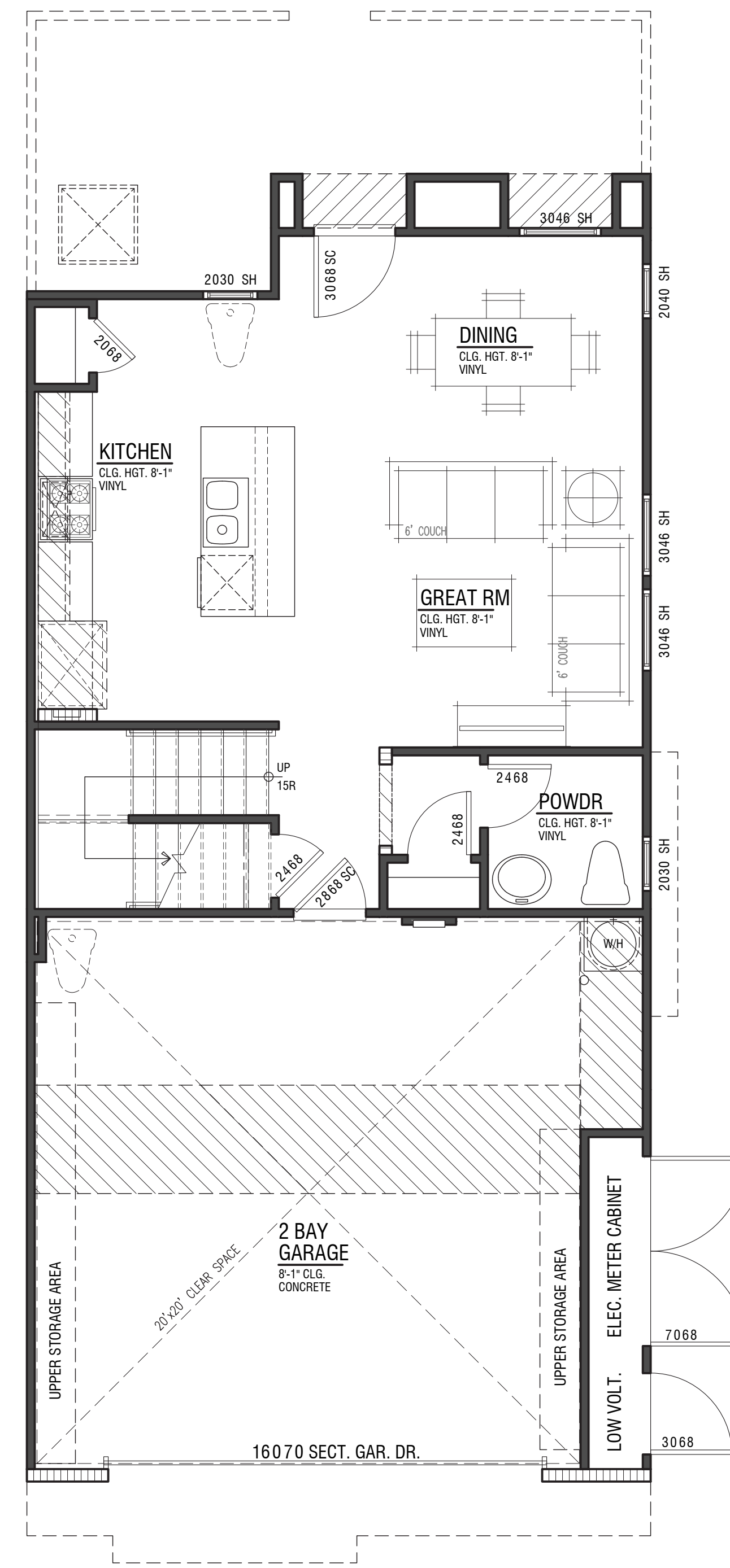
NOTE: SQUARE FOOTAGE MAY VARY DUE TO METHOD OF CALCULATION



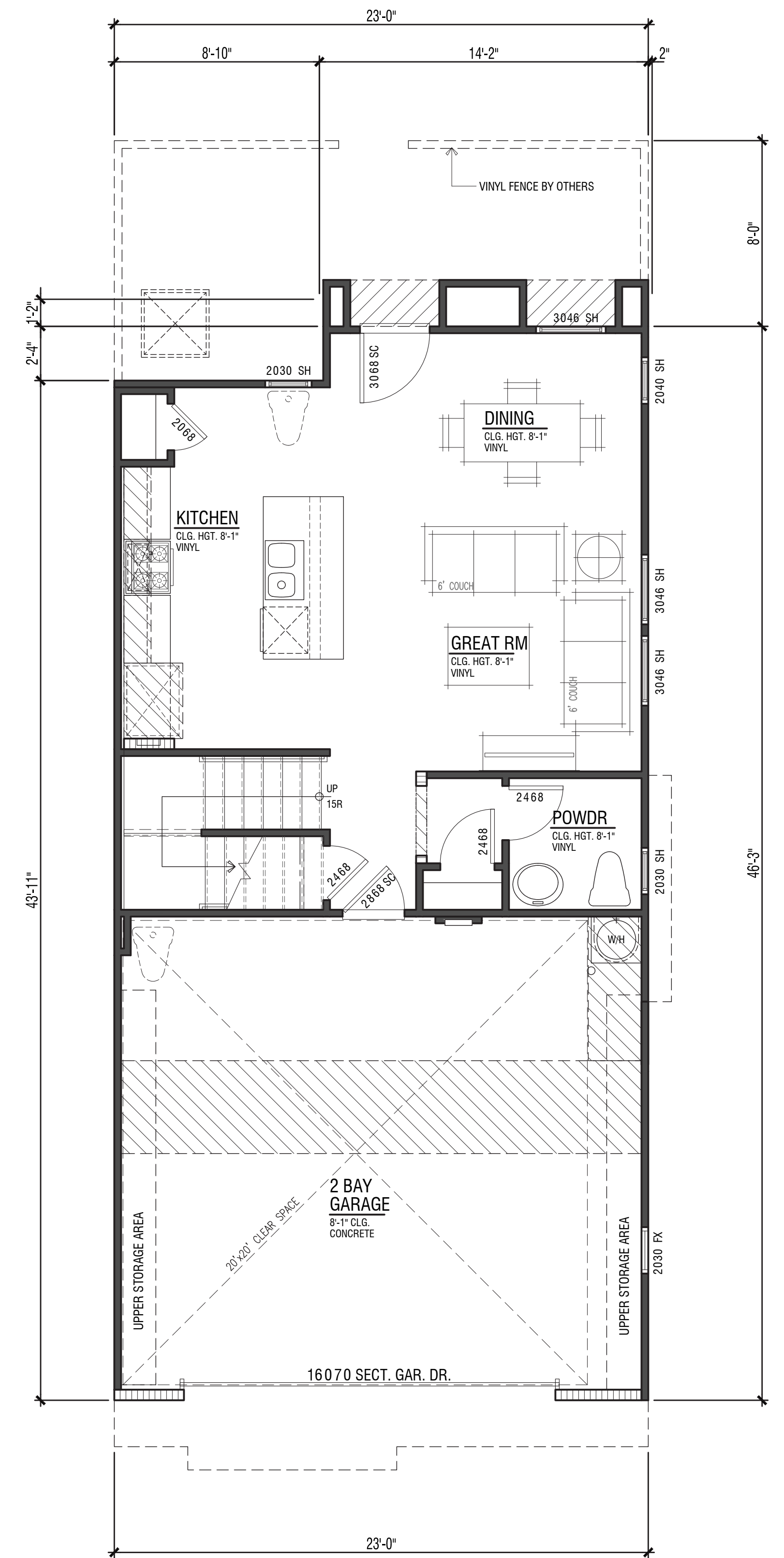
PLAN 2B / 2BX
SECOND FLOOR - 1,038 S.F.



POWDER AT ACCESSIBLE UNIT



PLAN 2BX



PLAN 2B
FIRST FLOOR - 564 S.F.

Plan 2.1602

4 Bdrm | 2.5 Bath
 2- Bay Garage |
 1,602 S.F.
 8' | 8' Plates

Unit Floor Plan

CITRUS LANE

FONTANA, CA

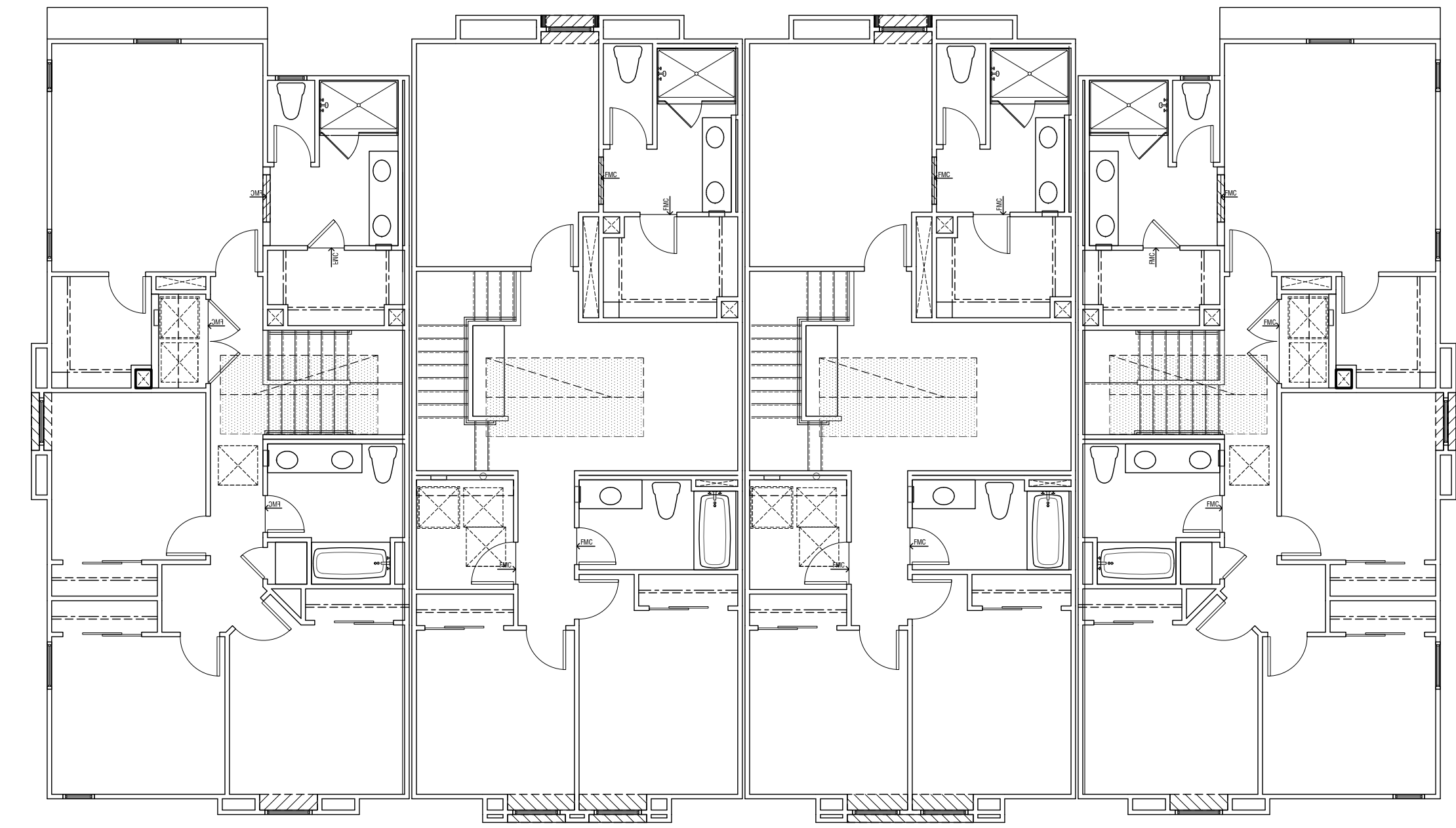
DWELLING PLAN SUMMARY - PLAN 2.1602B	
ROOM TYPE	QUANTITY
BEDROOM(S)	4
BATH(S)	2.5

FLOOR AREA TABLE PLAN 2.1602B	
FIRST LEVEL	564 SQ. FT.
SECOND LEVEL	1038 SQ. FT.
TOTAL	1602 SQ. FT.
2-BAY GARAGE	479 SQ. FT.
2-BAY GARAGE AT METER CABINET	450 SQ. FT.
METER CABINET	29 SQ. FT.
PORCH	192 SQ. FT.

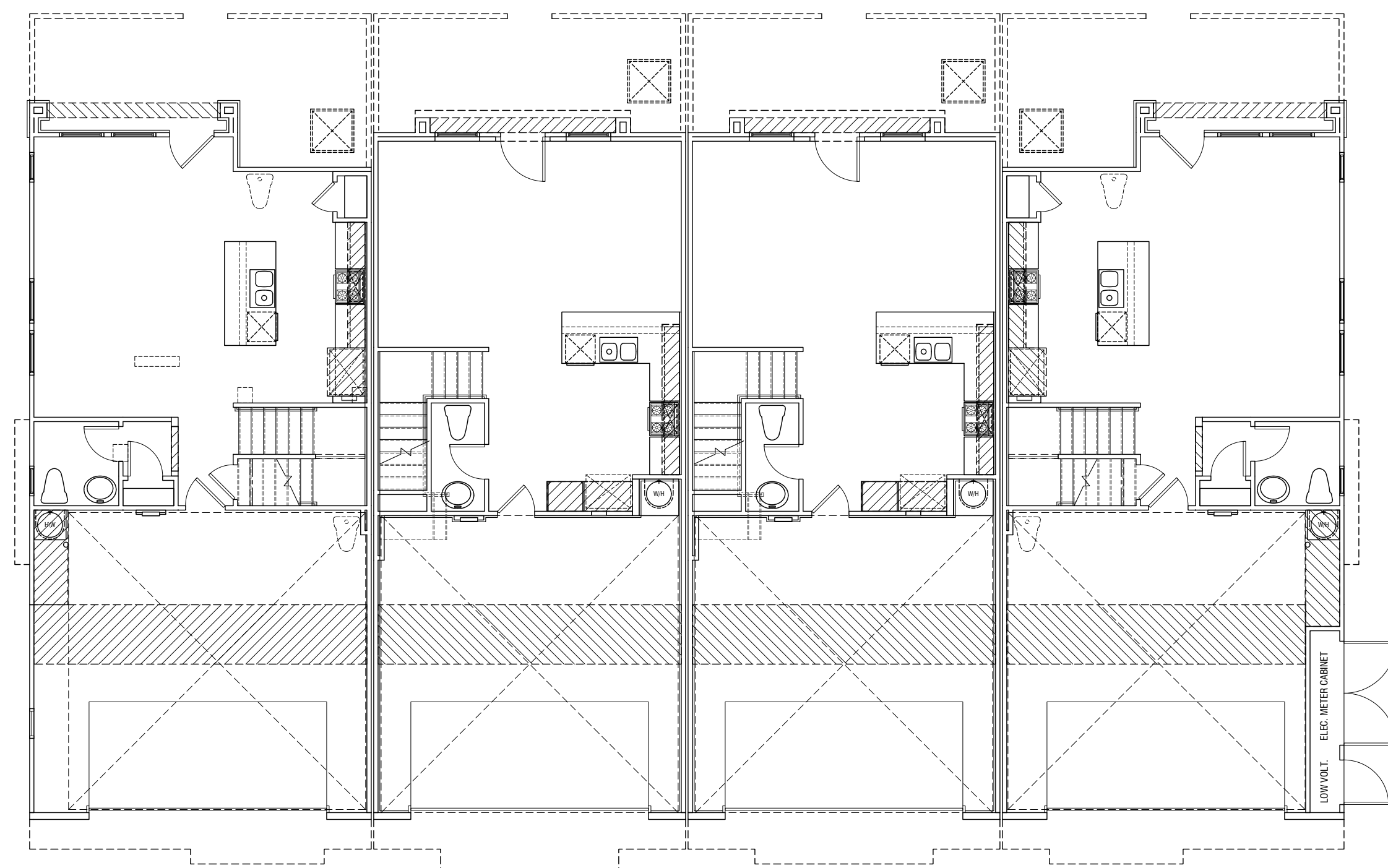
NOTE: SQUARE FOOTAGE MAY VARY DUE TO METHOD OF CALCULATION



SECOND FLOOR

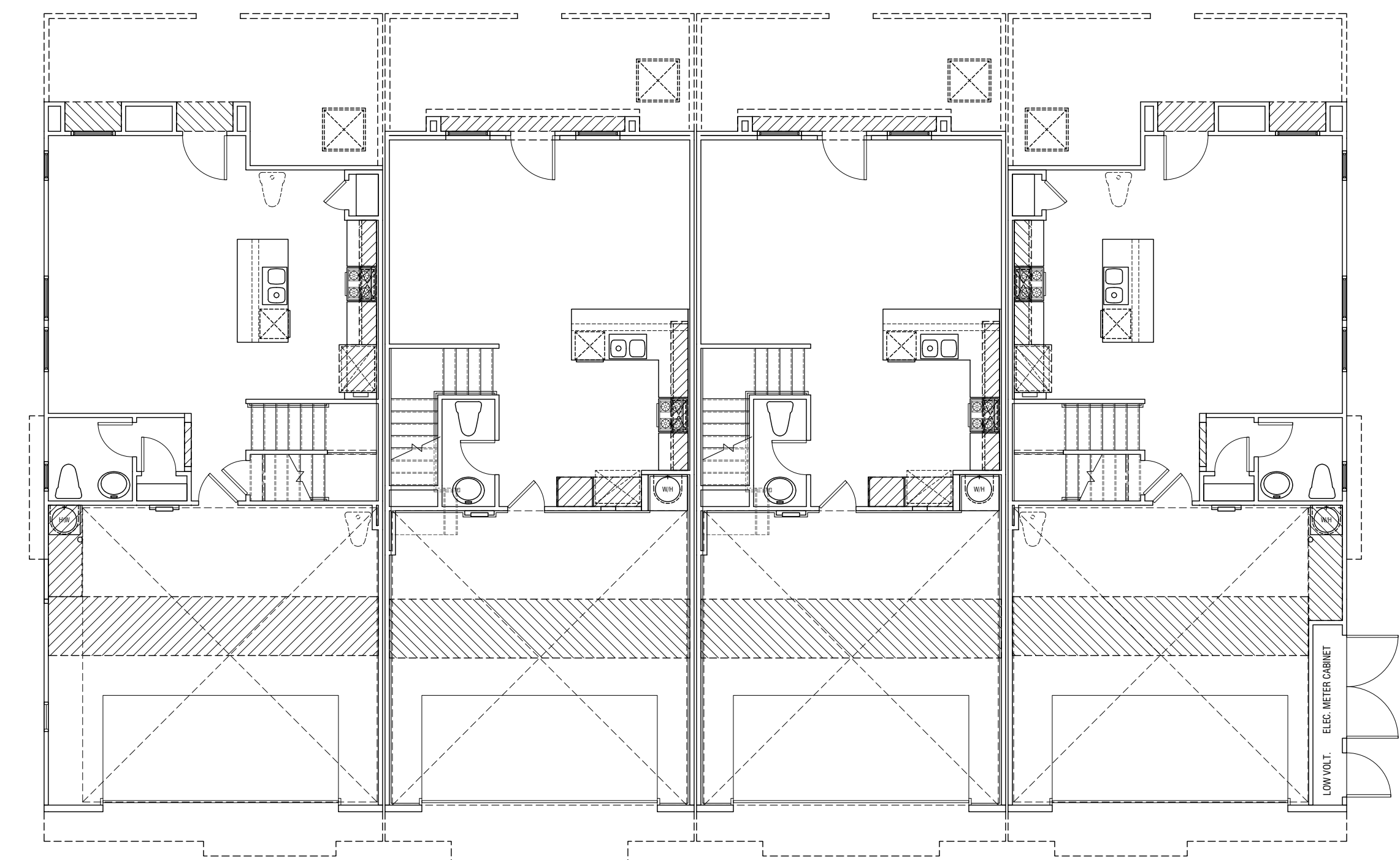


SECOND FLOOR



PLAN 2A (R) PLAN 1A PLAN 1A PLAN 2AX

FIRST FLOOR
100A

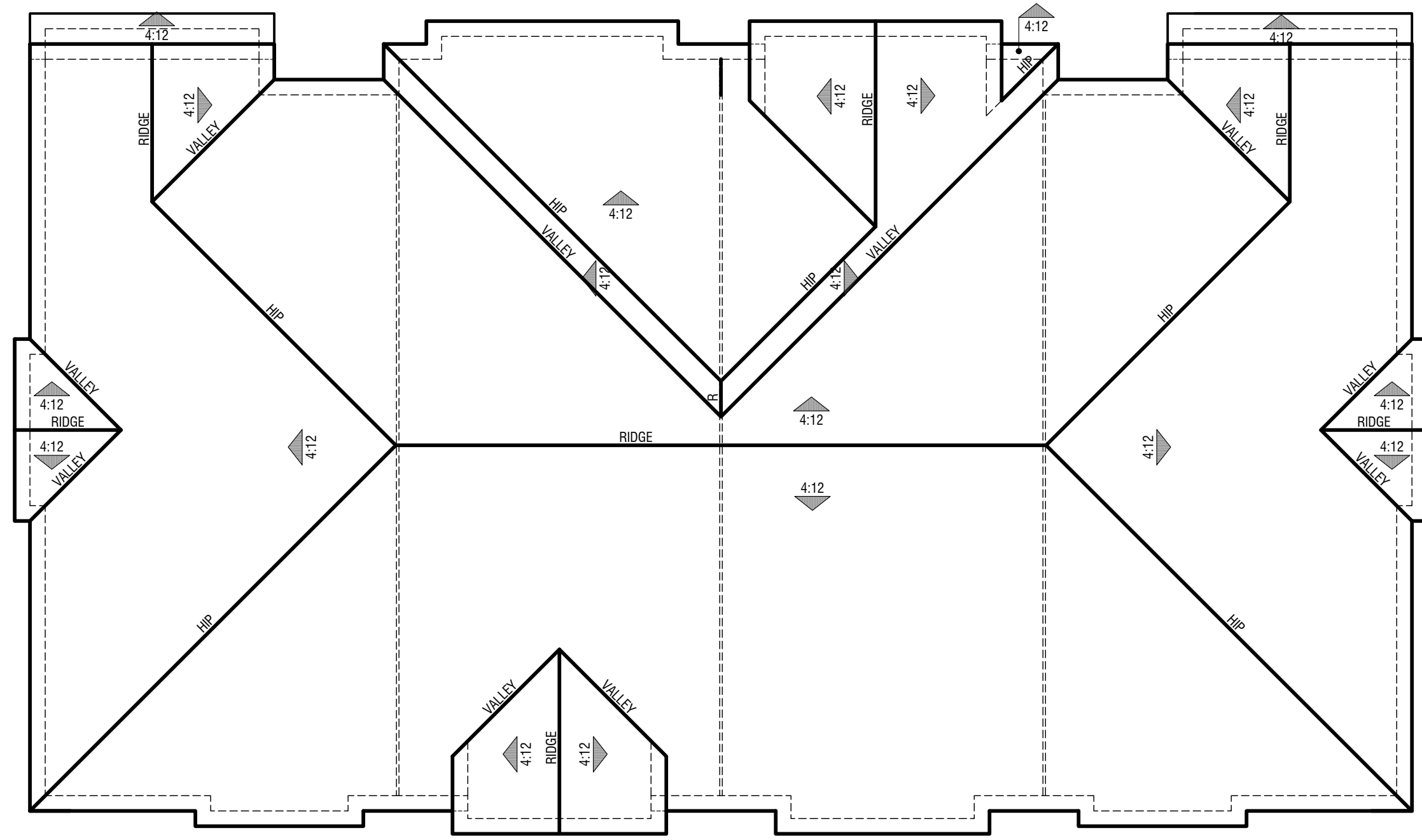


PLAN 2B (R) PLAN 1A PLAN 1B PLAN 2BX

FIRST FLOOR
100B

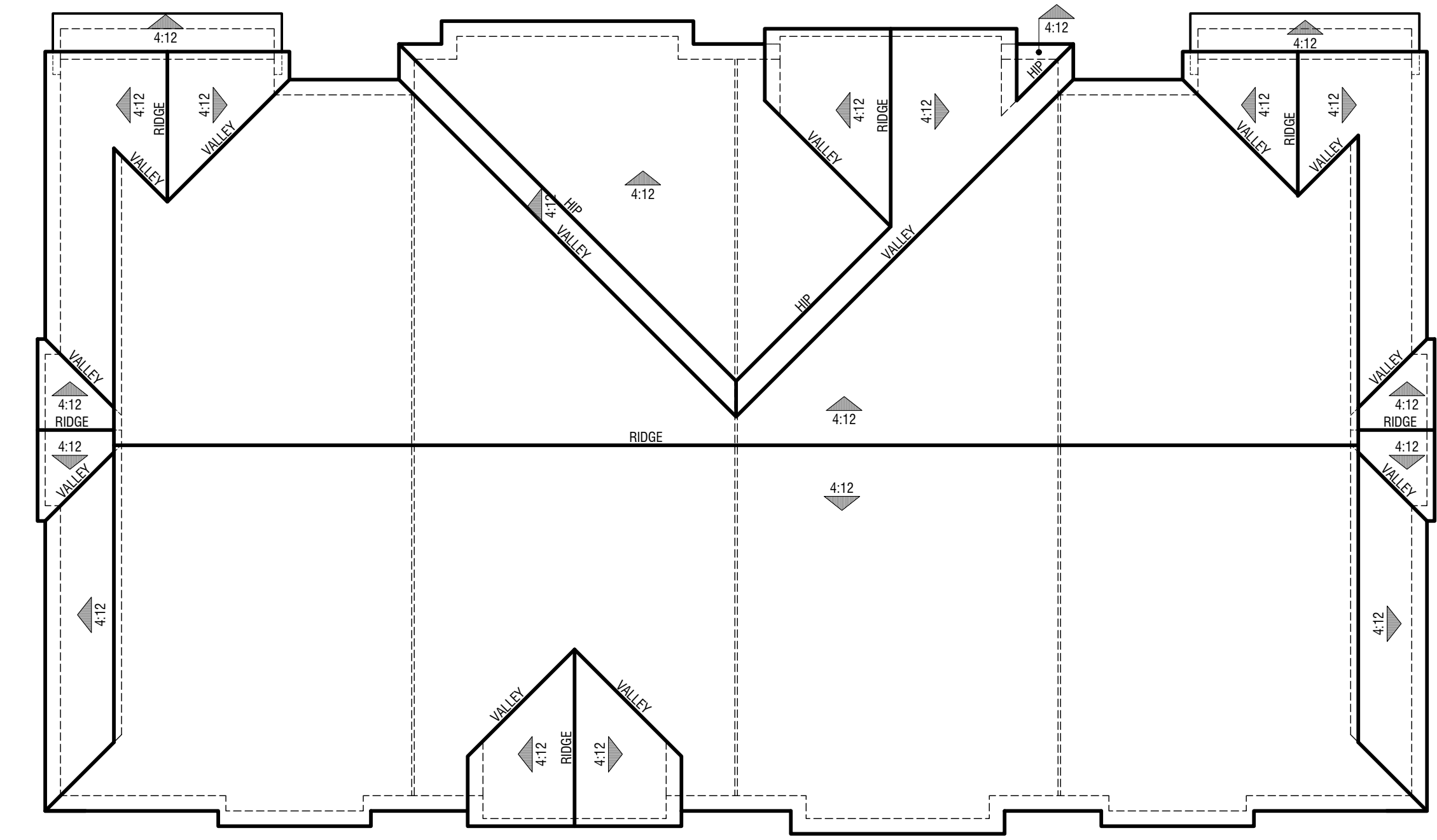
4-PLEX | BUILDING 100
Composite Floor Plans

OCCUPANCY: R3/U
TOWNHOMES PER CRC
TYPE OF CONSTRUCTION: VB (NON-RATED)
SPRINKLER SYSTEM: NFPA-13D



SPANISH COLONIAL - 100A

Eave 12" | Rake 12"
Concrete S-Tile



SPANISH ECLECTIC - 100B

Eave 12" | Rake 6"
Concrete S-Tile

4-PLEX | BUILDING 100
Roof Plans

CITRUS LANE

FONTANA, CA



PLAN 2AX PLAN 1A PLAN 1A PLAN 2A (R) FRONT



PLAN 2A (R) PLAN 1A PLAN 1A PLAN 2AX REAR

STYLE ELEMENTS: SPANISH A

1. Low Profile 'S' Concrete Tile
2. Stucco with 16/20 Finish
3. Windows with Divided Lights
4. Stucco Wrapped Foam Trim
5. Stucco Wrapped Shaped Foam Trim
6. Solid Panel Entry Door
7. Decorative Clay Pipes
8. Recessed Windows
9. Coach Lights - Specified by Owner to be Spanish style
10. Decorative Cornice Detail at Eaves
11. Wrought Iron Pot Shelf at End Units
12. Wrought Iron Detail over Stucco Recess at End Units
13. Low Stucco Privacy Wall with Decorative Tile
14. Wrought Iron Gate to Privacy Patio
15. 4x6 Rafter Tails
16. Wrought Iron Detail over window at Enhanced Elevations
(Trim to be removed when detail is applied)

4-PLEX | BUILDING 100A
Spanish A - Scheme 2

CITRUS LANE

FONTANA, CA



Note: Artist's Conception; Colors, Materials And Application May Vary.

HORTON E

2.3.0
0 4 8 16

DESIGN REVIEW RE-SUBMITTAL

© 2023 WILLIAM HEZMALHALCH ARCHITECTS, INC. dba WHA. | 2023118 | 06-20-24





PLAN 2AX LEFT



PLAN 2A (R) RIGHT

STYLE ELEMENTS: SPANISH A

1. Low Profile 'S' Concrete Tile
2. Stucco with 16/20 Finish
3. Windows with Divided Lights
4. Stucco Wrapped Foam Trim
5. Stucco Wrapped Shaped Foam Trim
6. Solid Panel Entry Door
7. Decorative Clay Pipes
8. Recessed Windows
9. Coach Lights - Specified by Owner to be Spanish style
10. Decorative Cornice Detail at Eaves
11. Wrought Iron Pot Shelf at End Units
12. Wrought Iron Detail over Stucco Recess at End Units
13. Low Stucco Privacy Wall with Decorative Tile
14. Wrought Iron Gate to Privacy Patio
15. 4x6 Rafter Tails
16. Wrought Iron Detail over window at Enhanced Elevations
(Trim to be removed when detail is applied)

4-PLEX | BUILDING 100A
Spanish Colonial - Elevation A

CITRUS LANE
 FONTANA, CA



Note: Artist's Conception; Colors, Materials And Application May Vary.

HORTON E

2.3.0
 0 4 8 16

DESIGN REVIEW RE-SUBMITTAL

© 2023 WILLIAM HEZMALHALCH ARCHITECTS, INC. dba WHA. | 2023118 | 06-20-24





PLAN 2BX PLAN 1B PLAN 1B PLAN 2B (R) FRONT



PLAN 2B (R) PLAN 1B PLAN 1B PLAN 2BX REAR

STYLE ELEMENTS: SPANISH B

- 1. Low Profile 'S' Concrete Tile
- 2. Stucco with 16/20 Finish
- 3. Windows with Divided Lights
- 4. Stucco Wrapped Trim
- 5. Stucco Wrapped Frieze Trim at Gable Ends
- 6. Solid Panel Entry Door
- 7. Decorative Tile
- 8. Recessed windows
- 9. Wrought Iron Pot Shelf at End Units
- 10. Coach Lights
- 11. Stucco o/ Shaped Foam Trim
- 12. Low Stucco Privacy Wall with Decorative Tile
- 13. Wrought Iron Gate to Privacy Patio
- 14. 4x6 Rafter Tails

**4-PLEX | BUILDING 100B
Spanish B - Scheme 1**

CITRUS LANE
FONTANA, CA



Note: Artist's Conception; Colors, Materials And Application May Vary.

HORTON E

2.3.1
0 4 8 16

DESIGN REVIEW RE-SUBMITTAL

© 2023 WILLIAM HEZMALHALCH ARCHITECTS, INC. dba WHA. | 2023118 | 06-20-24





PLAN 2BX

LEFT



PLAN 2B (R)

RIGHT

STYLE ELEMENTS: SPANISH B

1. Low Profile 'S' Concrete Tile
2. Stucco with 16/20 Finish
3. Windows with Divided Lights
4. Stucco Wrapped Trim
5. Stucco Wrapped Frieze Trim at Gable Ends
6. Solid Panel Entry Door
7. Decorative Tile
8. Recessed windows
9. Wrought Iron Pot Shelf at End Units
10. Coach Lights
11. Stucco o/ Shaped Foam Trim
12. Low Stucco Privacy Wall with Decorative Tile
13. Wrought Iron Gate to Privacy Patio
14. 4x6 Rafter Tails

4-PLEX | BUILDING 100B
Spanish Eclectic - Elevation B

CITRUS LANE

FONTANA, CA



Note: Artist's Conception; Colors, Materials And Application May Vary.

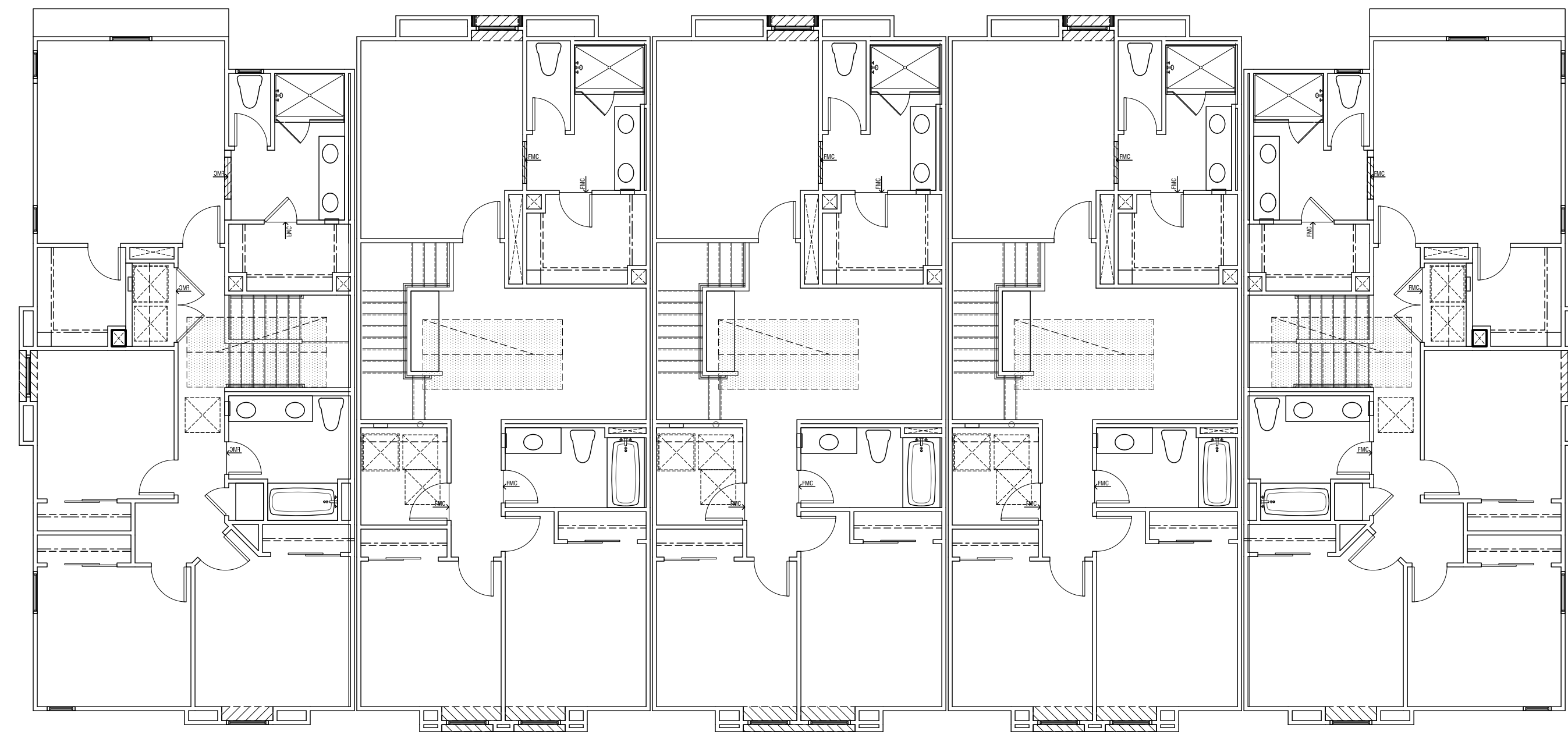
HORTON E

2.3.1
 0 4 8 16

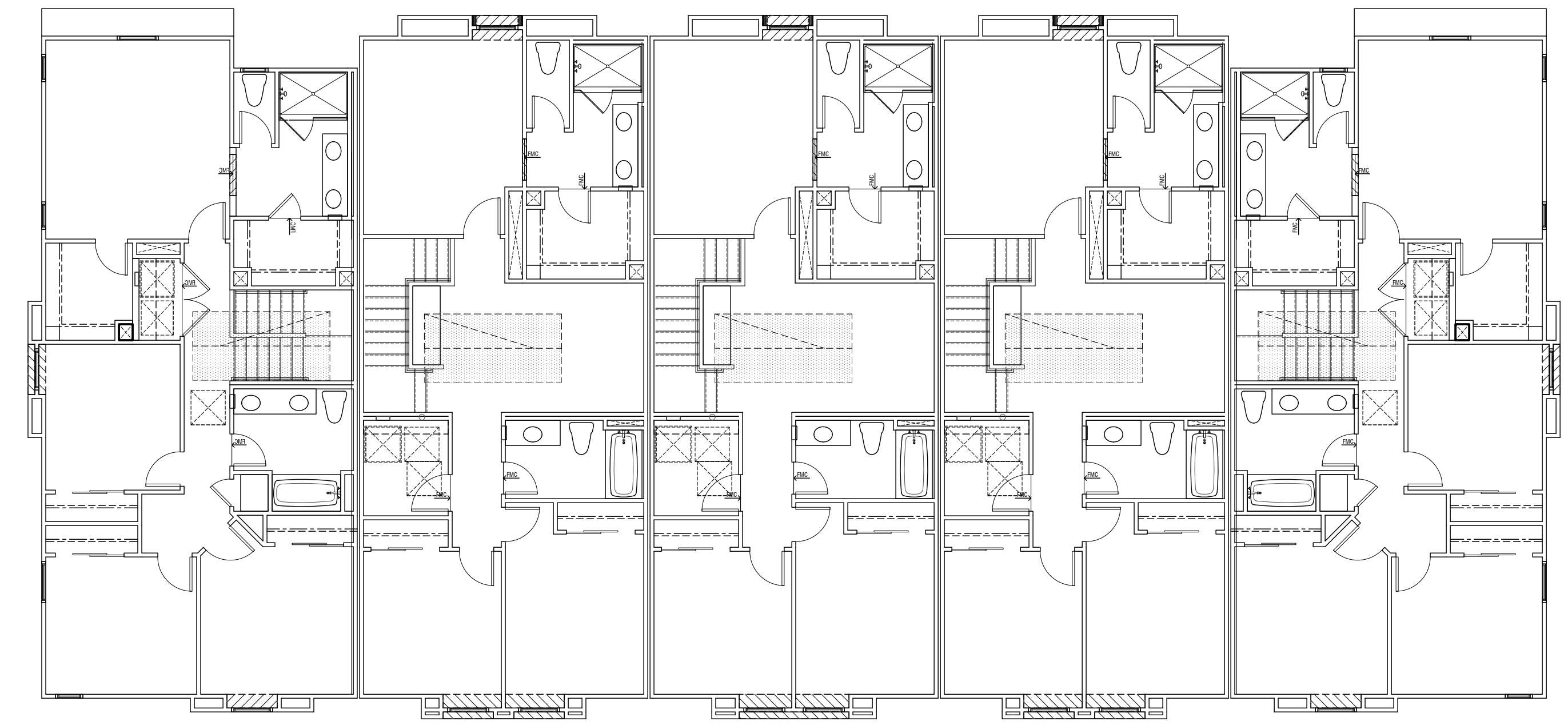
DESIGN REVIEW RE-SUBMITTAL

© 2023 WILLIAM HEZMALHALCH ARCHITECTS, INC. dba WHA. | 2023118 | 06-20-24

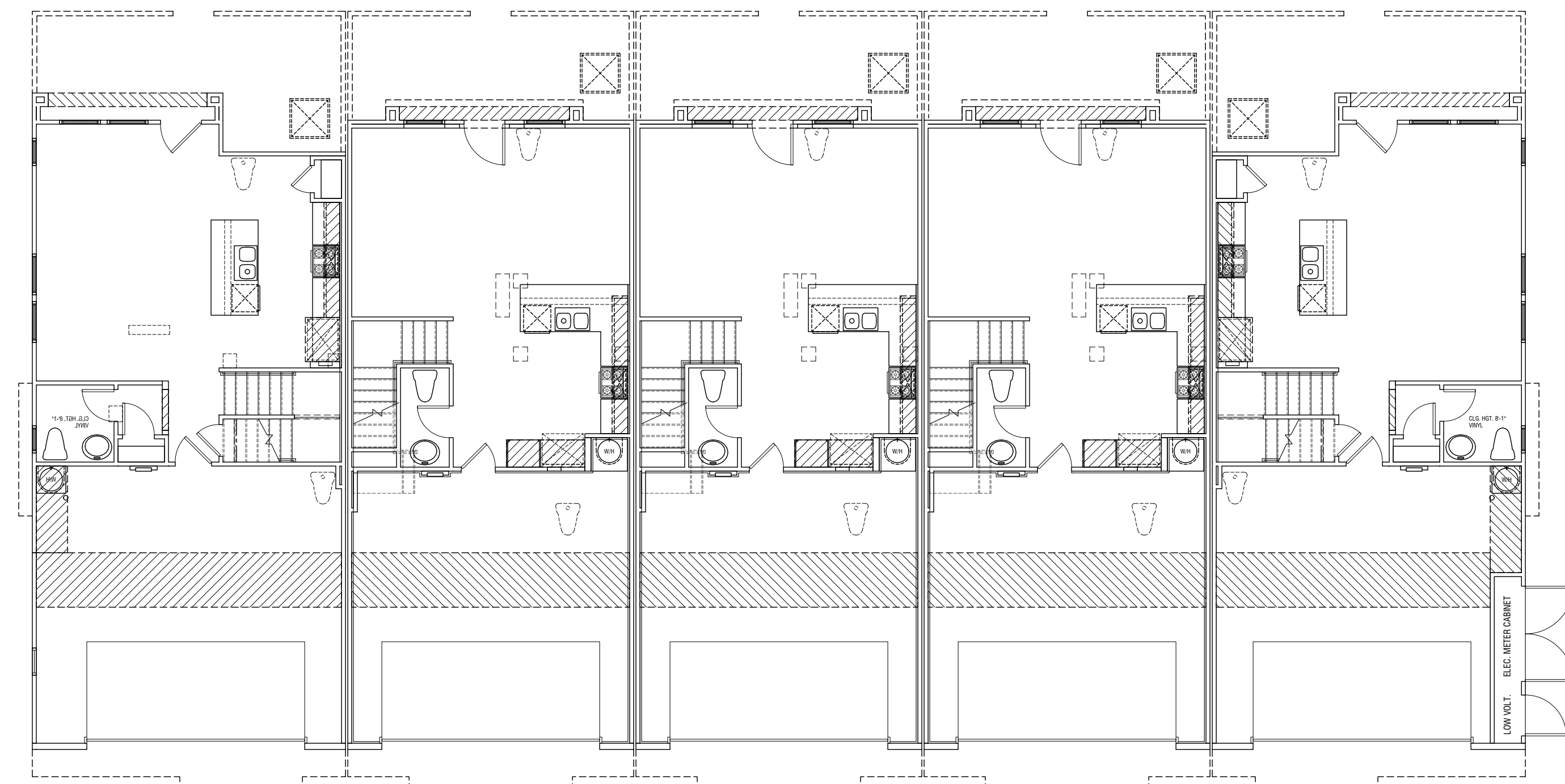




SECOND FLOOR

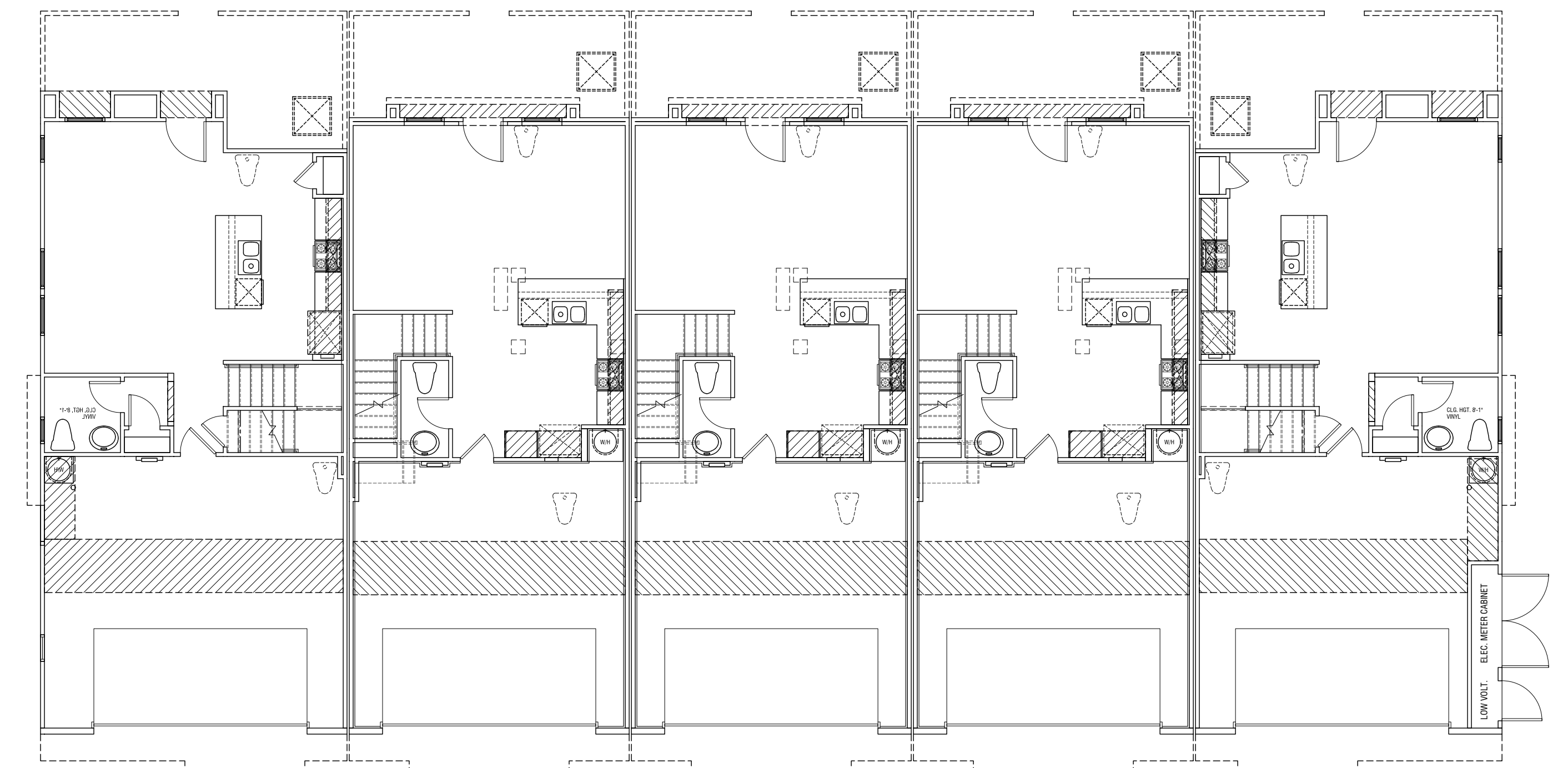


SECOND FLOOR



PLAN 2A (R) PLAN 1A PLAN 1A PLAN 1A PLAN 2AX

FIRST FLOOR
200A

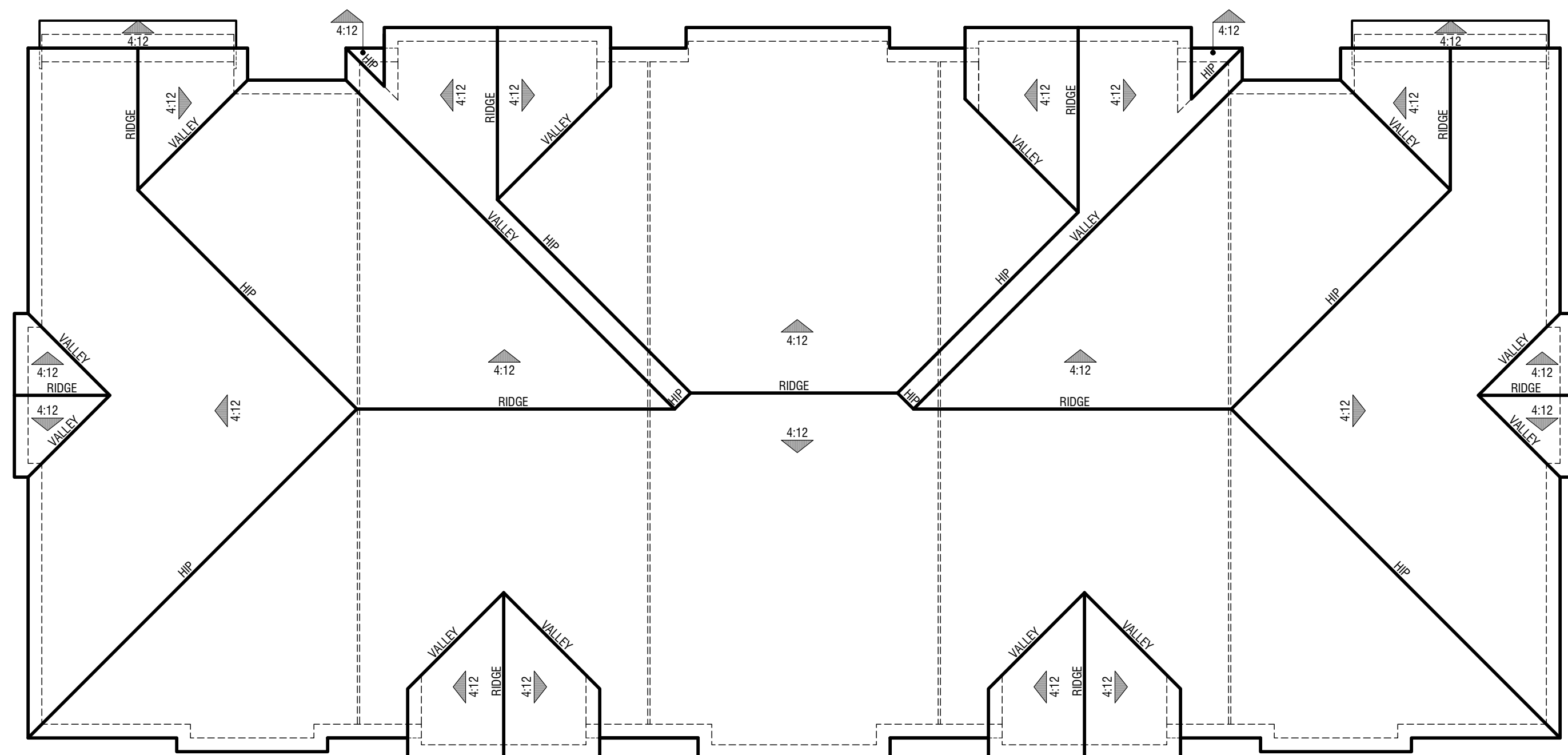


PLAN 2B (R) PLAN 1A PLAN 1B PLAN 1B PLAN 2BX

FIRST FLOOR
200B

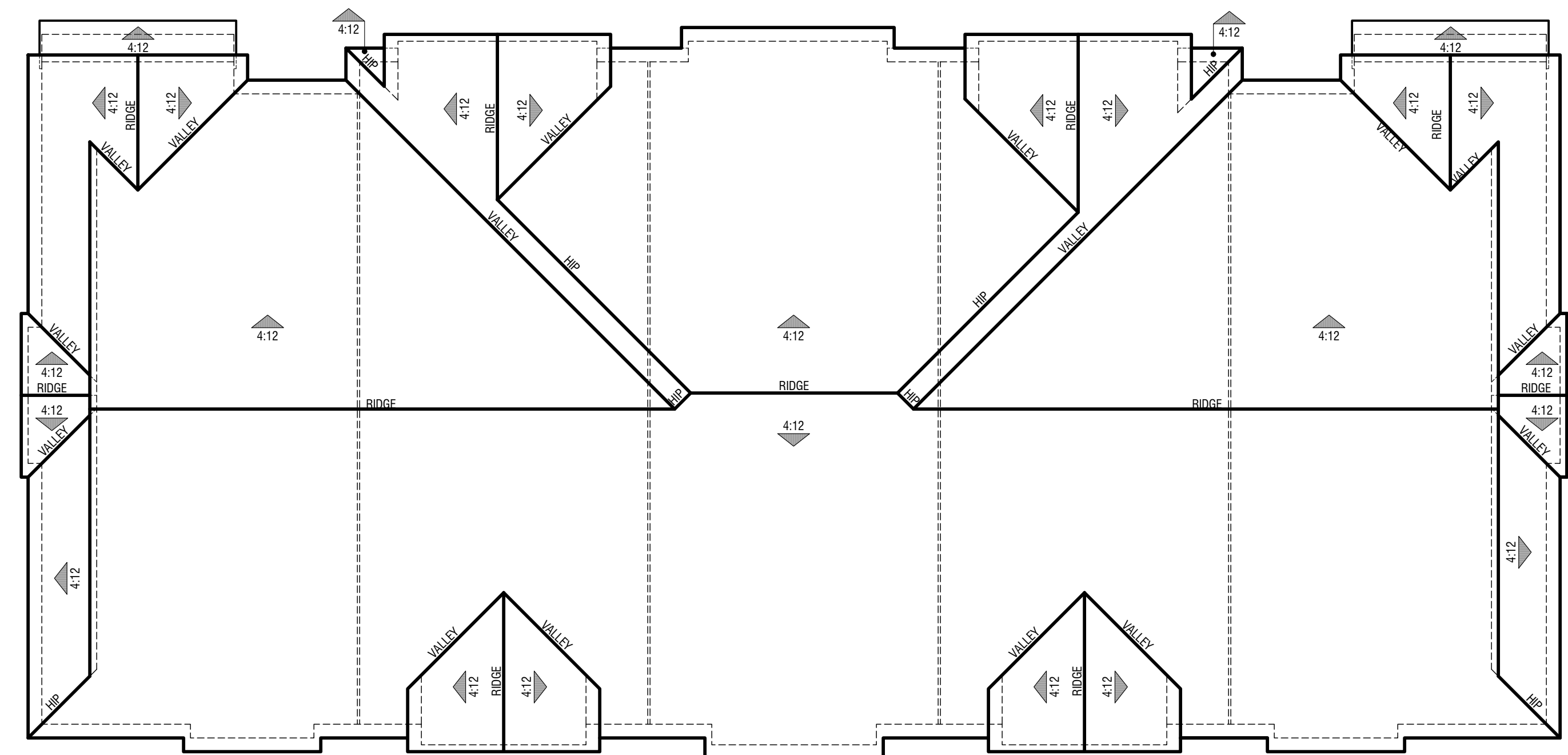
5-PLEX | BUILDING 200
Composite Floor Plans

OCCUPANCY: R3/U
TOWNHOMES PER CRC
TYPE OF CONSTRUCTION: VB (NON-RATED)
SPRINKLER SYSTEM: NFPA-13D



SPANISH COLONIAL - 200A

Eave 12" | Rake 12"
Concrete S-Tile



SPANISH ECLECTIC - 200B

Eave 12" | Rake 6"
Concrete S-Tile

5-PLEX | BUILDING 200
Roof Plans

CITRUS LANE

FONTANA, CA



PLAN 2AX

PLAN 1A

PLAN 1A

PLAN 1A

PLAN 2A (R)

FRONT



PLAN 2A (R)

PLAN 1A

PLAN 1A

PLAN 1A

PLAN 2AX

REAR

STYLE ELEMENTS: SPANISH A

1. Low Profile 'S' Concrete Tile
2. Stucco with 16/20 Finish
3. Windows with Divided Lights
4. Stucco Wrapped Foam Trim
5. Stucco Wrapped Shaped Foam Trim
6. Solid Panel Entry Door
7. Decorative Clay Pipes
8. Recessed Windows
9. Coach Lights - Specified by Owner to be Spanish style
10. Decorative Cornice Detail at Eaves
11. Wrought Iron Pot Shelf at End Units
12. Wrought Iron Detail over Stucco Recess at End Units
13. Low Stucco Privacy Wall with Decorative Tile
14. Wrought Iron Gate to Privacy Patio
15. 4x6 Rafter Tails
16. Wrought Iron Detail over window at Enhanced Elevations
(Trim to be removed when detail is applied)

5-PLEX | BUILDING 200A
Spanish A - Scheme 1

CITRUS LANE

FONTANA, CA



Note: Artist's Conception; Colors, Materials And Application May Vary.

HORTON E

3.3.0
0 4 8 16

DESIGN REVIEW RE-SUBMITTAL

© 2023 WILLIAM HEZMALHALCH ARCHITECTS, INC. dba WHA. | 2023118 | 06-20-24





PLAN 2AX

LEFT



PLAN 2A (R)

RIGHT

STYLE ELEMENTS: SPANISH A

1. Low Profile 'S' Concrete Tile
2. Stucco with 16/20 Finish
3. Windows with Divided Lights
4. Stucco Wrapped Foam Trim
5. Stucco Wrapped Shaped Foam Trim
6. Solid Panel Entry Door
7. Decorative Clay Pipes
8. Recessed Windows
9. Coach Lights - Specified by Owner to be Spanish style
10. Decorative Cornice Detail at Eaves
11. Wrought Iron Pot Shelf at End Units
12. Wrought Iron Detail over Stucco Recess at End Units
13. Low Stucco Privacy Wall with Decorative Tile
14. Wrought Iron Gate to Privacy Patio
15. 4x6 Rafter Tails
16. Wrought Iron Detail over window at Enhanced Elevations
(Trim to be removed when detail is applied)

5-PLEX | BUILDING 200A
Spanish A

CITRUS LANE

FONTANA, CA



Note: Artist's Conception; Colors, Materials And Application May Vary.

HORTON E

3.3.0

0 4 8 16

DESIGN REVIEW RE-SUBMITTAL

© 2023 WILLIAM HEZMALHALCH ARCHITECTS, INC. dba WHA. | 2023118 | 06-20-24





PLAN 2BX PLAN 1B PLAN 1B PLAN 1B PLAN 2B (R) FRONT



PLAN 2B (R) PLAN 1B PLAN 1B PLAN 1B PLAN 2BX REAR

STYLE ELEMENTS: SPANISH B

- 1. Low Profile 'S' Concrete Tile
- 2. Stucco with 16/20 Finish
- 3. Windows with Divided Lights
- 4. Stucco Wrapped Trim
- 5. Stucco Wrapped Frieze Trim at Gable Ends
- 6. Solid Panel Entry Door
- 7. Decorative Tile
- 8. Recessed windows
- 9. Wrought Iron Pot Shelf at End Units
- 10. Coach Lights
- 11. Stucco o/ Shaped Foam Trim
- 12. Low Stucco Privacy Wall with Decorative Tile
- 13. Wrought Iron Gate to Privacy Patio
- 14. 4x6 Rafter Tails

**5-PLEX | BUILDING 200B
Spanish B - Scheme 2**

CITRUS LANE
FONTANA, CA



Note: Artist's Conception; Colors, Materials And Application May Vary.

HORTON E

3.3.1
0 4 8 16

DESIGN REVIEW RE-SUBMITTAL

© 2023 WILLIAM HEZMALHALCH ARCHITECTS, INC. dba WHA. | 2023118 | 06-20-24





PLAN 2BX

LEFT



PLAN 2B (R)

RIGHT

STYLE ELEMENTS: SPANISH B

1. Low Profile 'S' Concrete Tile
2. Stucco with 16/20 Finish
3. Windows with Divided Lights
4. Stucco Wrapped Trim
5. Stucco Wrapped Frieze Trim at Gable Ends
6. Solid Panel Entry Door
7. Decorative Tile
8. Recessed windows
9. Wrought Iron Pot Shelf at End Units
10. Coach Lights
11. Stucco o/ Shaped Foam Trim
12. Low Stucco Privacy Wall with Decorative Tile
13. Wrought Iron Gate to Privacy Patio
14. 4x6 Rafter Tails

5-PLEX | BUILDING 200B
Spanish B

CITRUS LANE

FONTANA, CA



Note: Artist's Conception; Colors, Materials And Application May Vary.

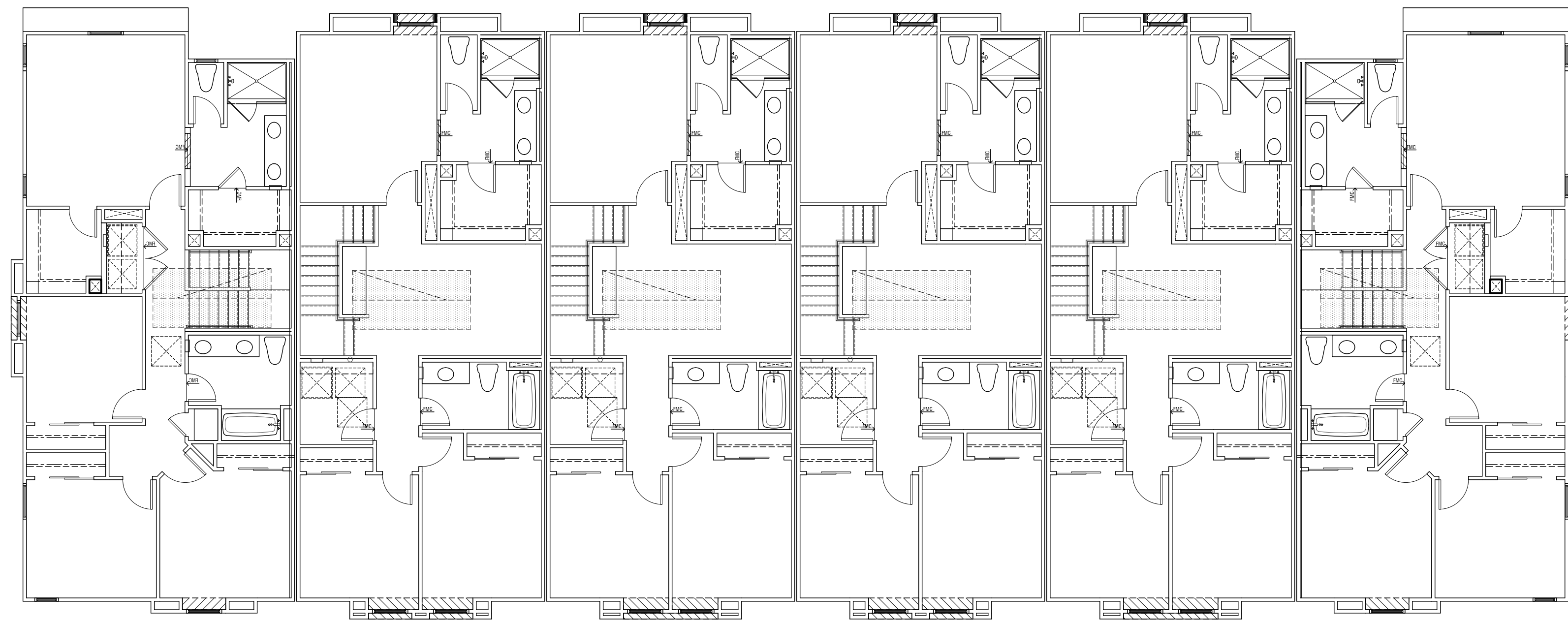
HORTON E

3.3.1
0 4 8 16

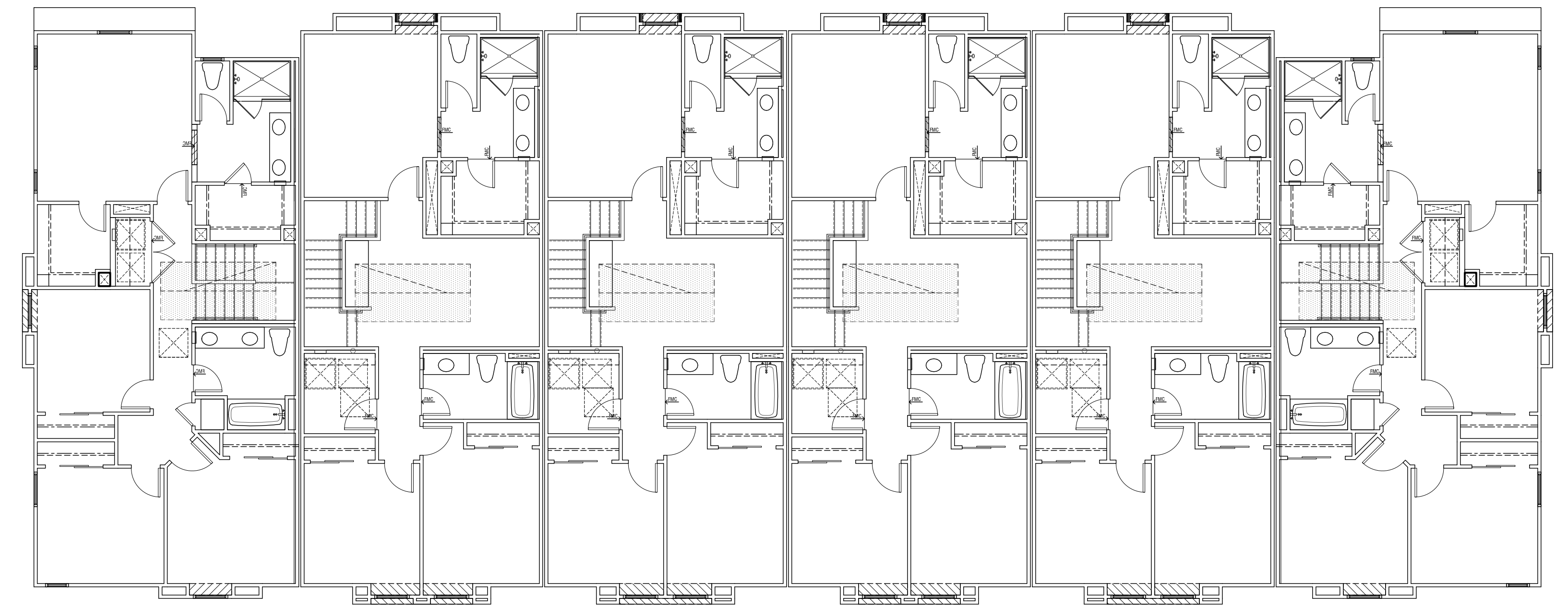
DESIGN REVIEW RE-SUBMITTAL

© 2023 WILLIAM HEZMALHALCH ARCHITECTS, INC. dba WHA. | 2023118 | 06-20-24

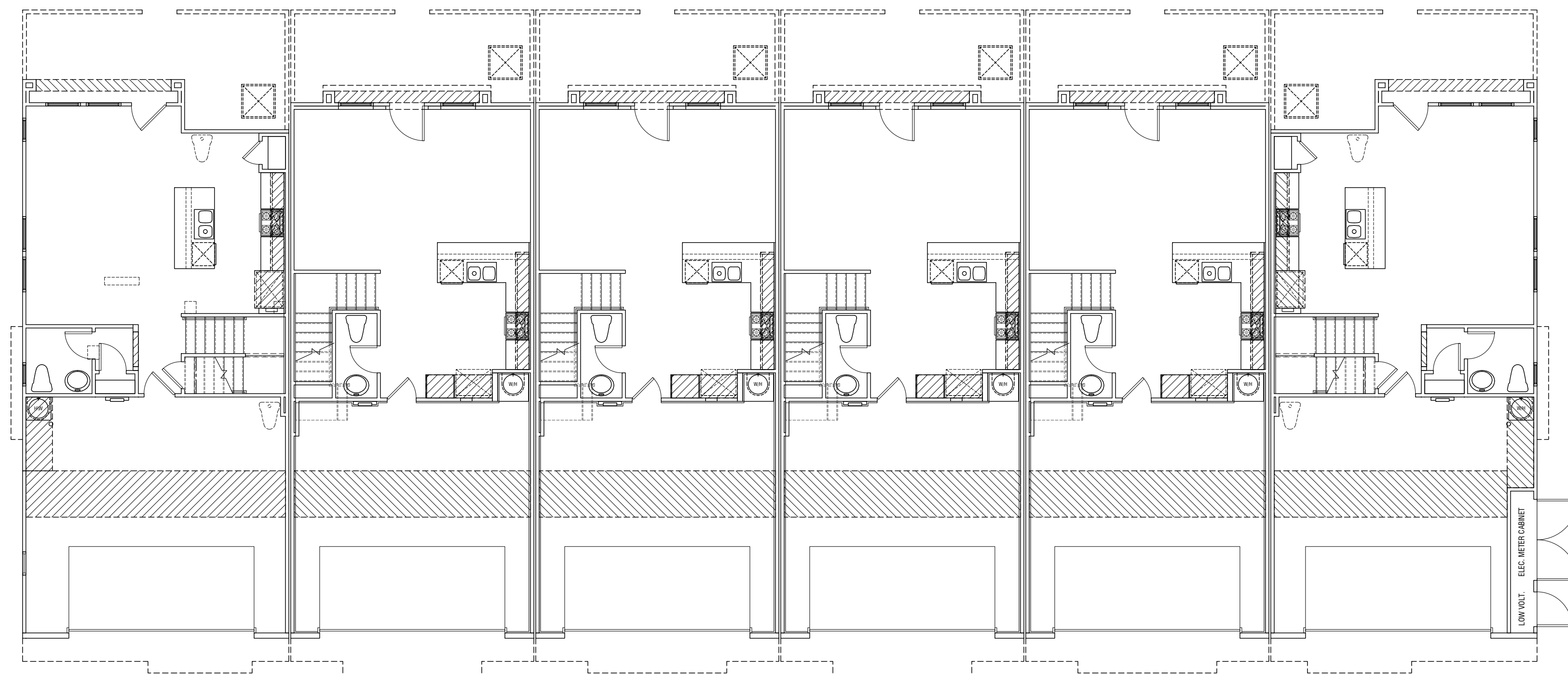




SECOND FLOOR

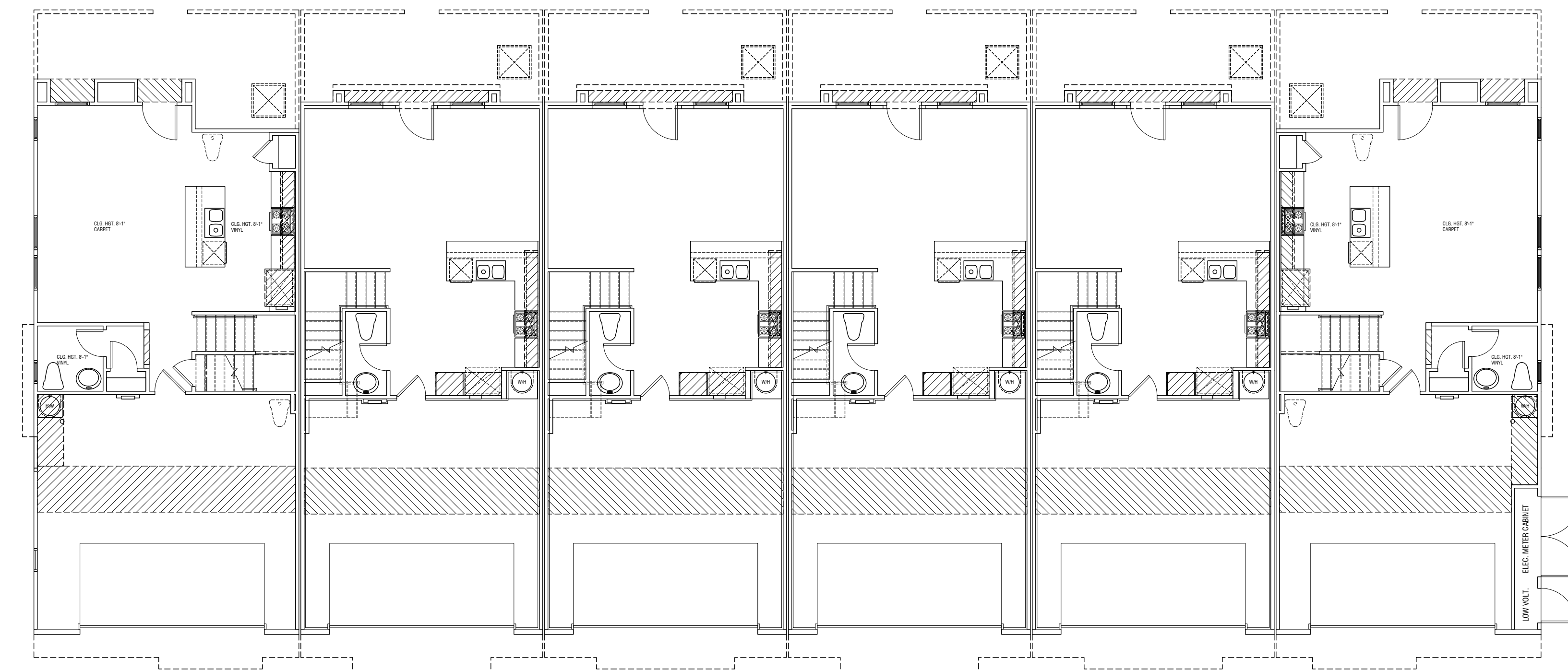


SECOND FLOOR



PLAN 2A (R) PLAN 1A PLAN 1A PLAN 1A PLAN 1A PLAN 2AX

FIRST FLOOR
300A

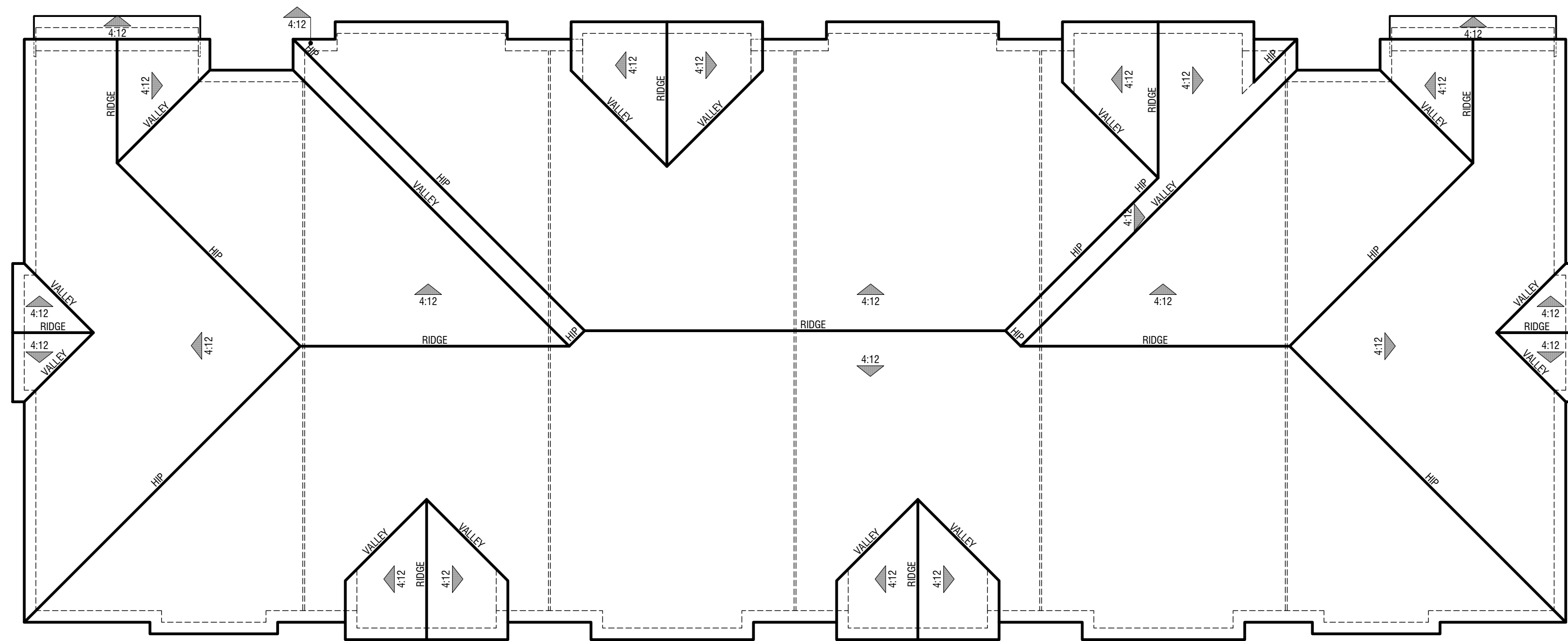


PLAN 2B (R) PLAN 1A PLAN 1B PLAN 1A PLAN 1B PLAN 2BX

FIRST FLOOR
300B

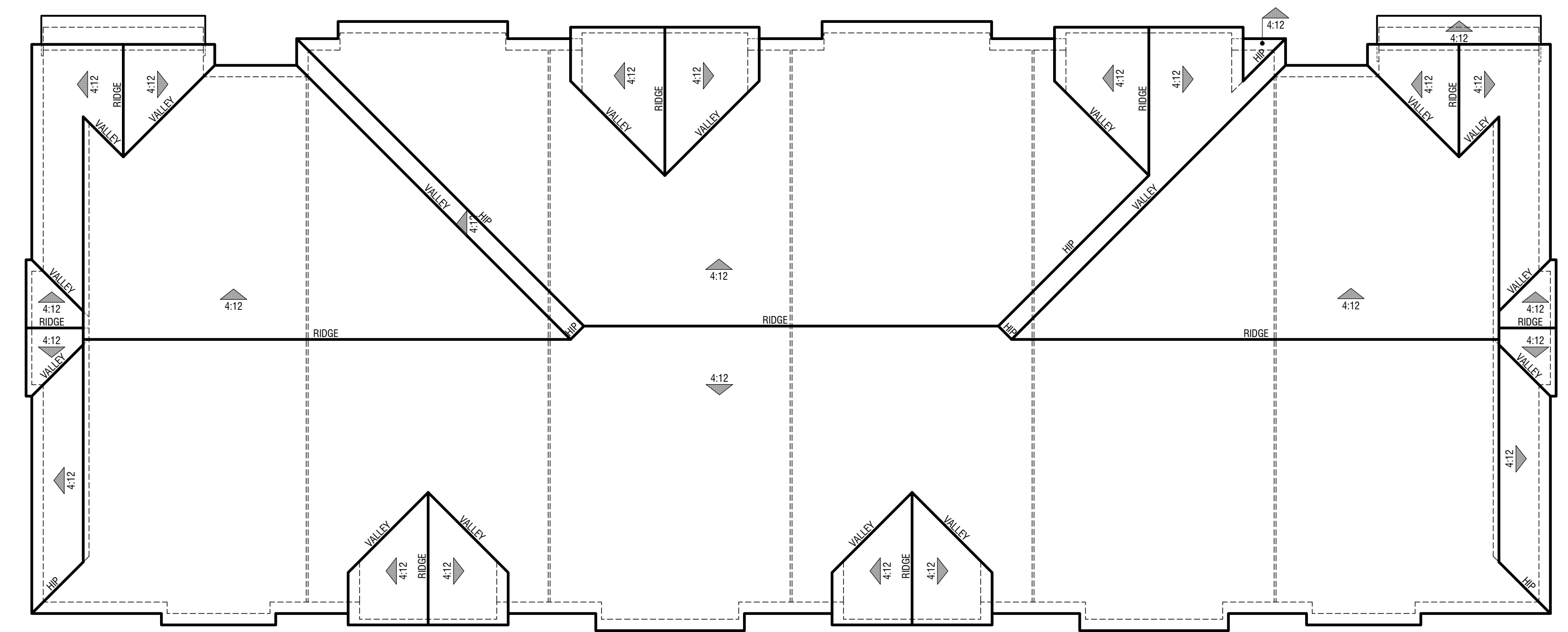
6-PLEX | BUILDING 300
Composite Floor Plans

OCCUPANCY: R3/U
TOWNHOMES PER CRC
TYPE OF CONSTRUCTION: VB (NON-RATED)
SPRINKLER SYSTEM: NFPA-13D



SPANISH COLONIAL - 300A

Eave 12" | Rake 12"
Concrete S-Tile



SPANISH ECLECTIC - 300B

Eave 12" | Rake 6"
Concrete S-Tile

6-PLEX | BUILDING 300
Roof Plans

CITRUS LANE

FONTANA, CA



PLAN 2AX PLAN 1A PLAN 1A PLAN 1A PLAN 1A PLAN 2A (R) FRONT



PLAN 2A (R) PLAN 1A PLAN 1A PLAN 1A PLAN 1A PLAN 2AX REAR

STYLE ELEMENTS: SPANISH A

1. Low Profile 'S' Concrete Tile
2. Stucco with 16/20 Finish
3. Windows with Divided Lights
4. Stucco Wrapped Foam Trim
5. Stucco Wrapped Shaped Foam Trim
6. Solid Panel Entry Door
7. Decorative Clay Pipes
8. Recessed Windows
9. Coach Lights - Specified by Owner to be Spanish style
10. Decorative Cornice Detail at Eaves
11. Wrought Iron Pot Shelf at End Units
12. Wrought Iron Detail over Stucco Recess at End Units
13. Low Stucco Privacy Wall with Decorative Tile
14. Wrought Iron Gate to Privacy Patio
15. 4x6 Rafter Tails
16. Wrought Iron Detail over window at Enhanced Elevations
(Trim to be removed when detail is applied)

**6-PLEX | BUILDING 300A
Spanish A - Scheme 1**

CITRUS LANE

FONTANA, CA



Note: Artist's Conception; Colors, Materials And Application May Vary.

HORTON E

4.3.0

0 4 8 16

DESIGN REVIEW RE-SUBMITTAL

© 2023 WILLIAM HEZMALHALCH ARCHITECTS, INC. dba WHA. | 2023118 | 06-20-24

ARCHITECTS . PLANNERS . DESIGNERS



ORANGE COUNTY . LOS ANGELES . BAY AREA . SACRAMENTO



PLAN 2AX LEFT



PLAN 2A (R) RIGHT

STYLE ELEMENTS: SPANISH A

- 1. Low Profile 'S' Concrete Tile
- 2. Stucco with 16/20 Finish
- 3. Windows with Divided Lights
- 4. Stucco Wrapped Foam Trim
- 5. Stucco Wrapped Shaped Foam Trim
- 6. Solid Panel Entry Door
- 7. Decorative Clay Pipes
- 8. Recessed Windows
- 9. Coach Lights - Specified by Owner to be Spanish style
- 10. Decorative Cornice Detail at Eaves
- 11. Wrought Iron Pot Shelf at End Units
- 12. Wrought Iron Detail over Stucco Recess at End Units
- 13. Low Stucco Privacy Wall with Decorative Tile
- 14. Wrought Iron Gate to Privacy Patio
- 15. 4x6 Rafter Tails
- 16. Wrought Iron Detail over window at Enhanced Elevations
(Trim to be removed when detail is applied)

6-PLEX | BUILDING 300A
Spanish Colonial - Elevation A

CITRUS LANE
FONTANA, CA



Note: Artist's Conception; Colors, Materials And Application May Vary.

HORTON E

4.3.0
0 4 8 16

DESIGN REVIEW RE-SUBMITTAL

© 2023 WILLIAM HEZMALHALCH ARCHITECTS, INC. dba WHA. | 2023118 | 06-20-24





PLAN 2BX PLAN 1B PLAN 1A PLAN 1B PLAN 1A PLAN 2B (R) FRONT



PLAN 2B (R) PLAN 1A PLAN 1B PLAN 1A PLAN 1B PLAN 2BX REAR

- STYLE ELEMENTS: SPANISH B**
1. Low Profile 'S' Concrete Tile
 2. Stucco with 16/20 Finish
 3. Windows with Divided Lights
 4. Stucco Wrapped Trim
 5. Stucco Wrapped Frieze Trim at Gable Ends
 6. Solid Panel Entry Door
 7. Decorative Tile
 8. Recessed windows
 9. Wrought Iron Pot Shelf at End Units
 10. Coach Lights
 11. Stucco o/ Shaped Foam Trim
 12. Low Stucco Privacy Wall with Decorative Tile
 13. Wrought Iron Gate to Privacy Patio
 14. 4x6 Rafter Tails

6-PLEX | BUILDING 300B
Spanish B - Scheme 2

CITRUS LANE
 FONTANA, CA



Note: Artist's Conception; Colors, Materials And Application May Vary.

HORTON E

4.3.1
 0 4 8 16

DESIGN REVIEW RE-SUBMITTAL

© 2023 WILLIAM HEZMALHALCH ARCHITECTS, INC. dba WHA. | 2023118 | 06-20-24





PLAN 2BX

LEFT



PLAN 2B (R)

RIGHT

STYLE ELEMENTS: SPANISH B

- 1. Low Profile 'S' Concrete Tile
- 2. Stucco with 16/20 Finish
- 3. Windows with Divided Lights
- 4. Stucco Wrapped Trim
- 5. Stucco Wrapped Frieze Trim at Gable Ends
- 6. Solid Panel Entry Door
- 7. Decorative Tile
- 8. Recessed windows
- 9. Wrought Iron Pot Shelf at End Units
- 10. Coach Lights
- 11. Stucco o/ Shaped Foam Trim
- 12. Low Stucco Privacy Wall with Decorative Tile
- 13. Wrought Iron Gate to Privacy Patio
- 14. 4x6 Rafter Tails

6-PLEX | BUILDING 300B
Spanish Eclectic - Elevation B

CITRUS LANE

FONTANA, CA



Note: Artist's Conception; Colors, Materials And Application May Vary.

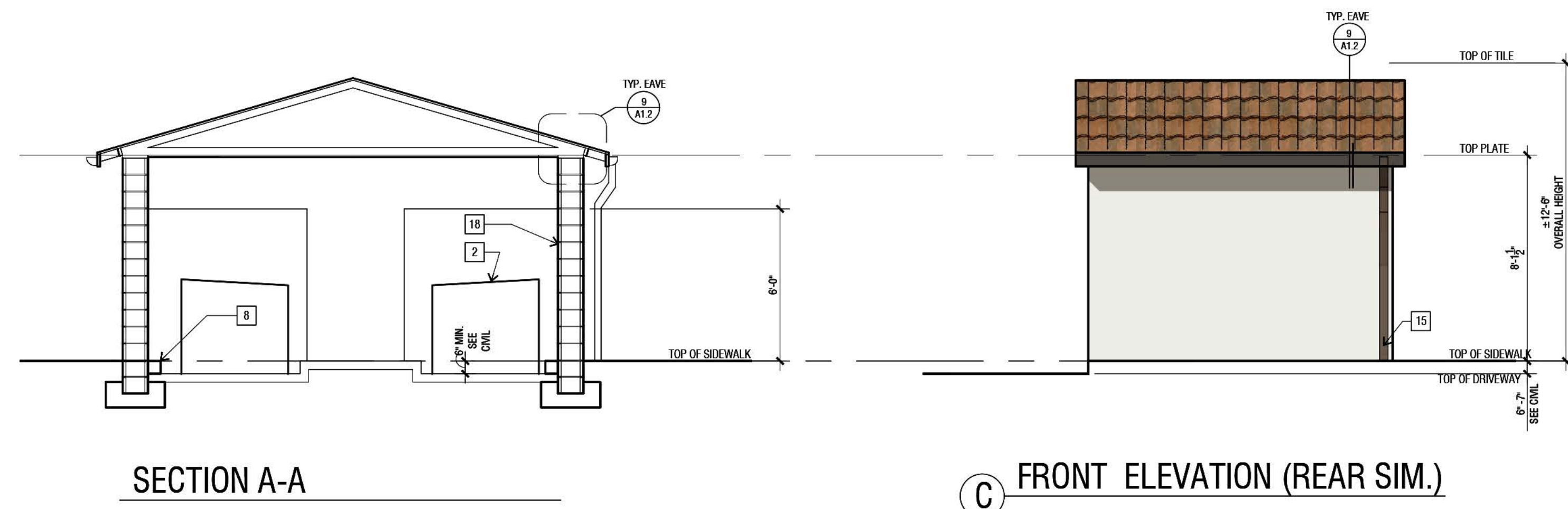
HORTON E

4.3.1
 0 4 8 16

DESIGN REVIEW RE-SUBMITTAL

© 2023 WILLIAM HEZMALHALCH ARCHITECTS, INC. dba WHA. | 2023118 | 06-20-24





WHA
ARCHITECTS . PLANNERS . DESIGNERS

CITRUS LANE TRASH ENCLOSURE
Fontana, California
D.R. HORTON
October 16, 2023 | 2023118
PAGE 1 OF 1

Exterior Color & Materials
SCHEME 11

Material	Color	Manufacturer
Roofing: Low Profile Concrete Tile	7243 Sunrise Sand Ref: 1.6. Em: 83 A, SR: 22	Eagle
Gutters & Downspouts (factory finish)	Beaver Brown	Custom-Bilt Metals
Stucco Over 8" CMU Wall (Right/Left Finish)	11.8 A 653 (Similar to Sherwin Williams SW 7055 Pure White)	Omega
Trim Color (applied to): Fascia	SW 6083 Sable	Sherwin Williams
Metal Gate	SW 7020 Black Oak	Sherwin Williams
Decorative Foam Accent	SW 7705 Wheat Penny	Sherwin Williams

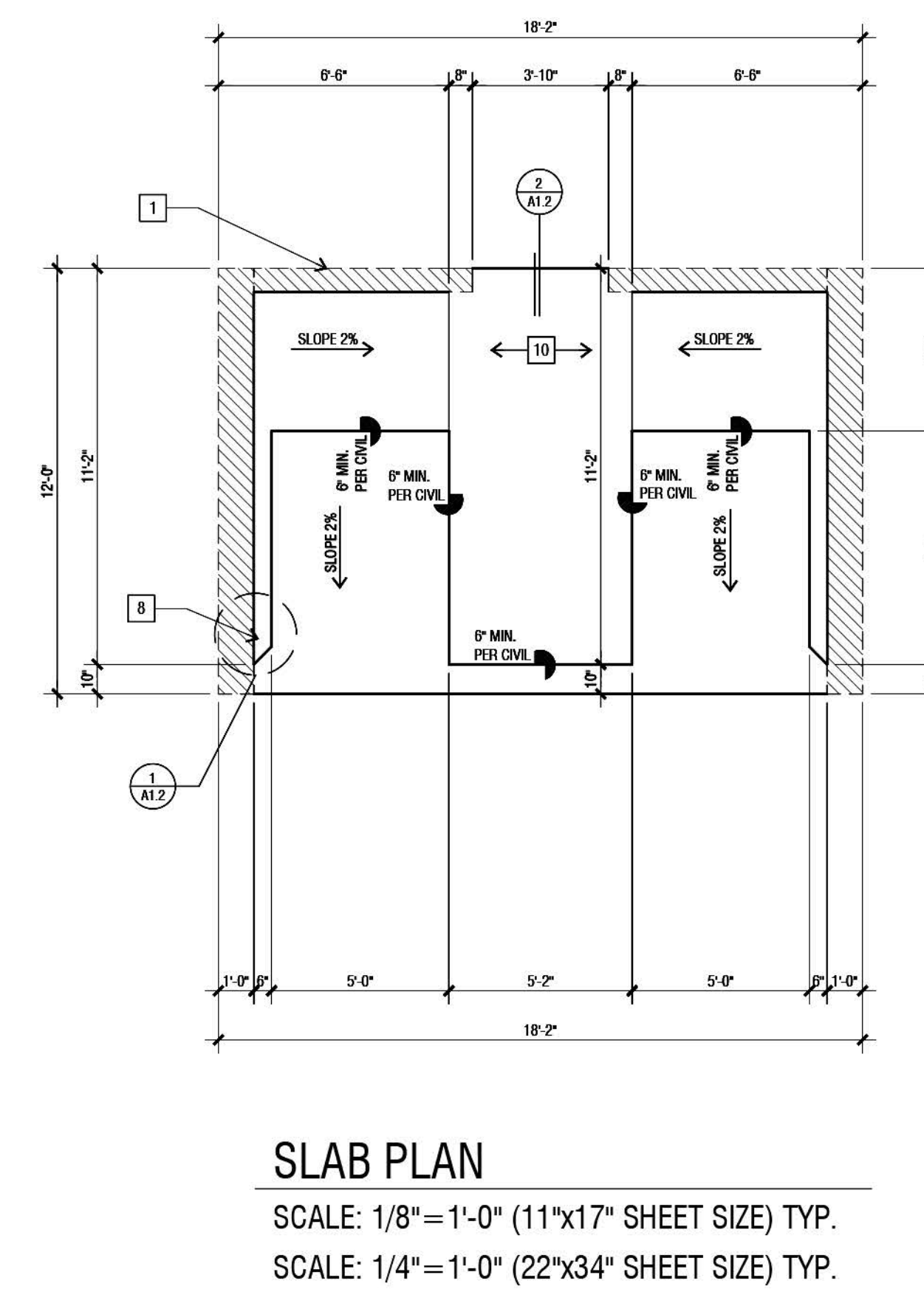
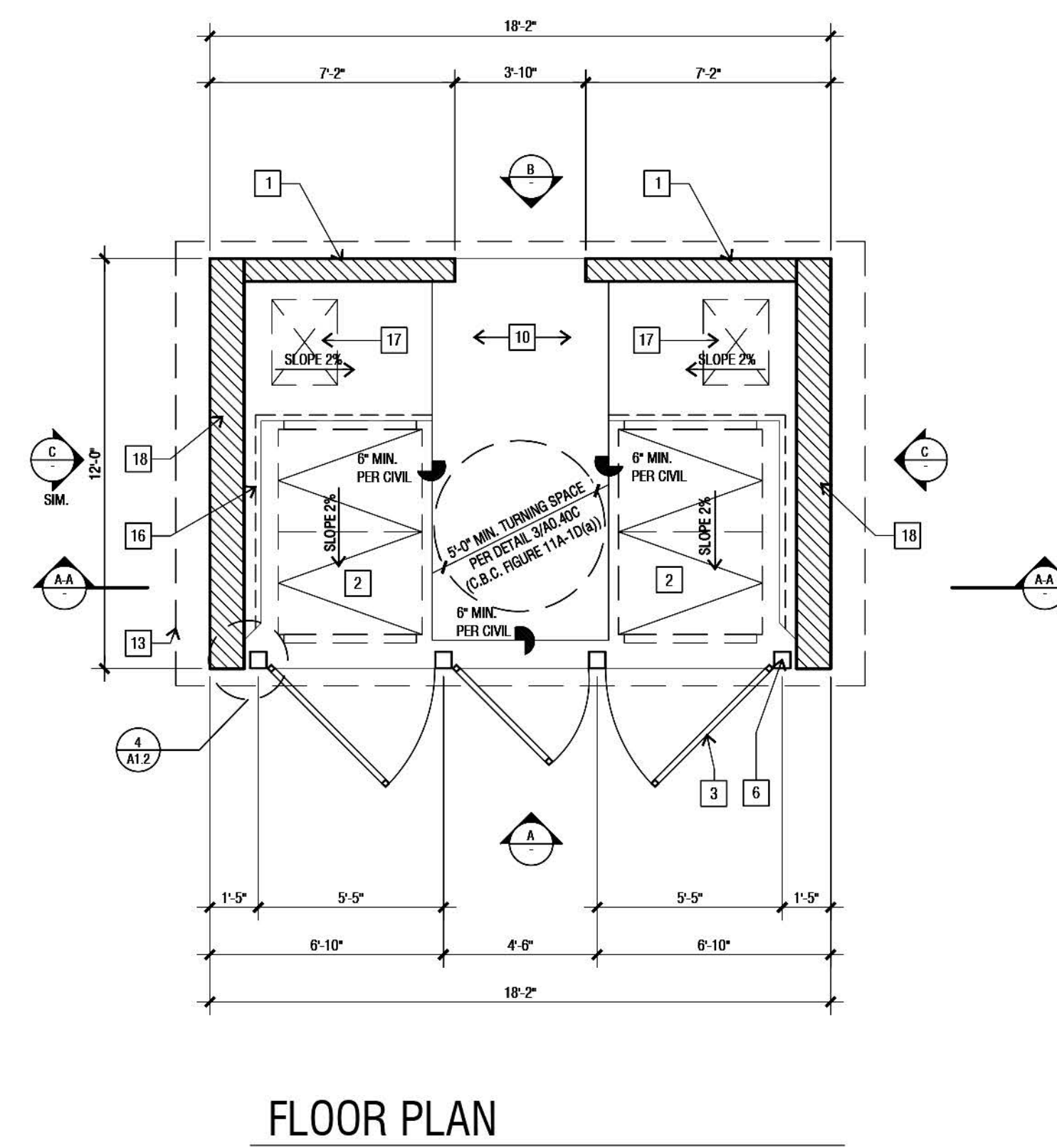
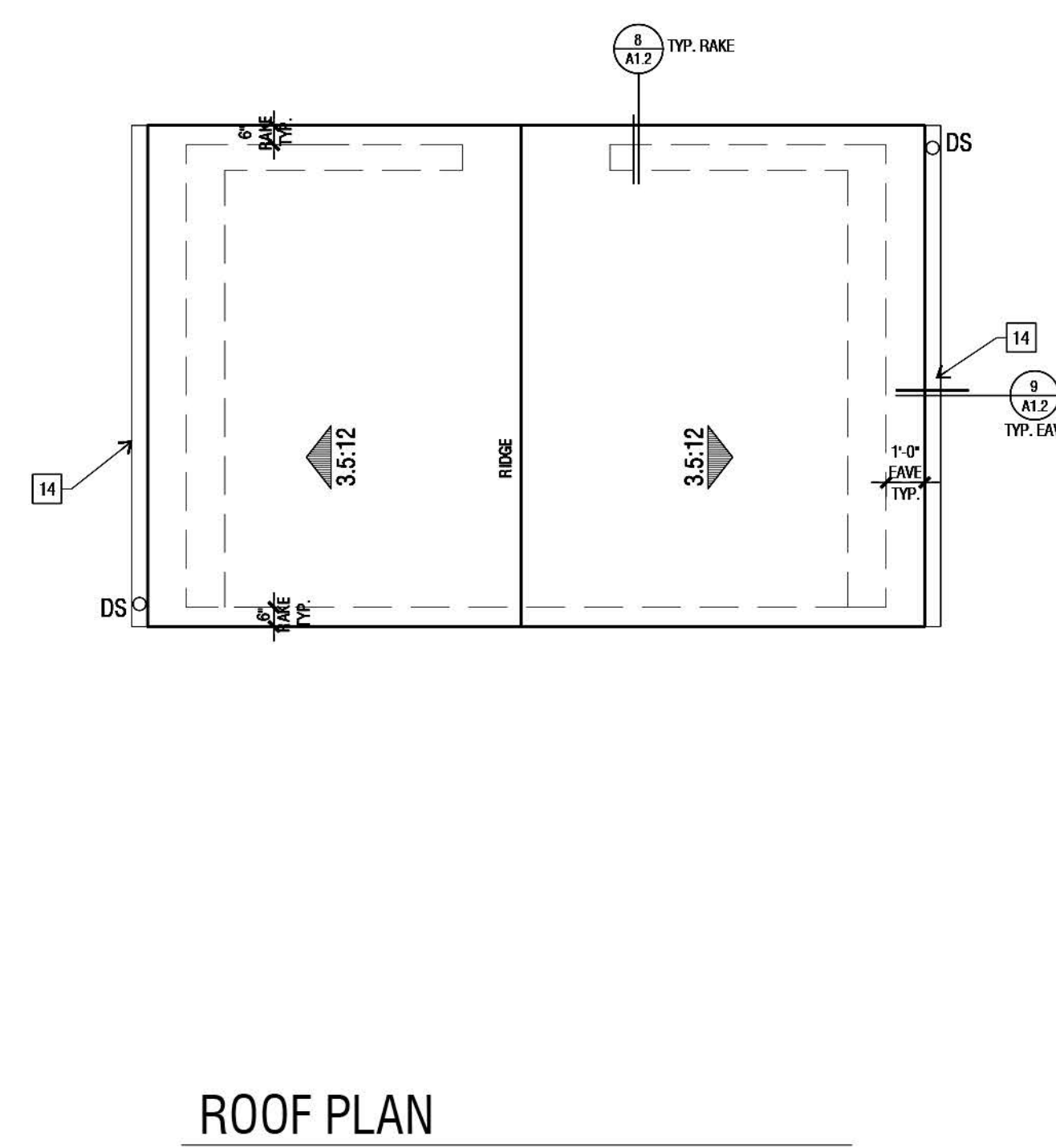
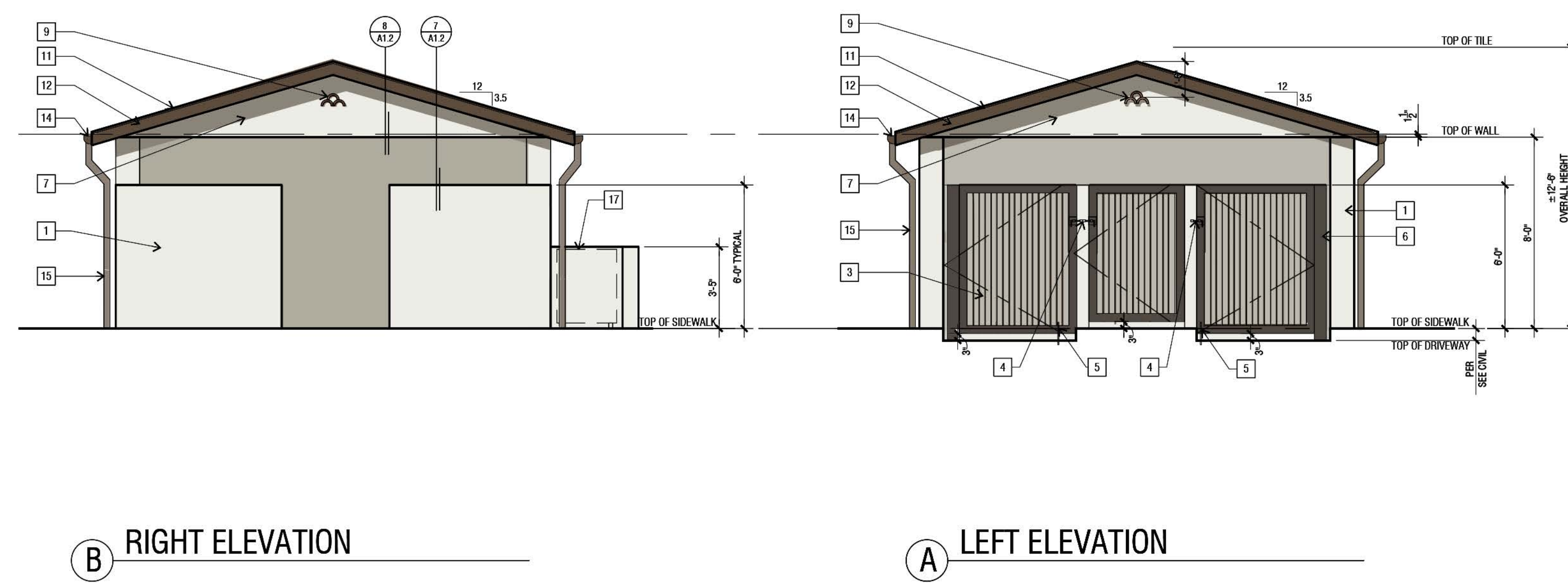
NOTE: Study WHA's any notation occurs between these drawings and the construction documents prior to purchase. Contact Jennifer Sandoz (951) 255-0007.

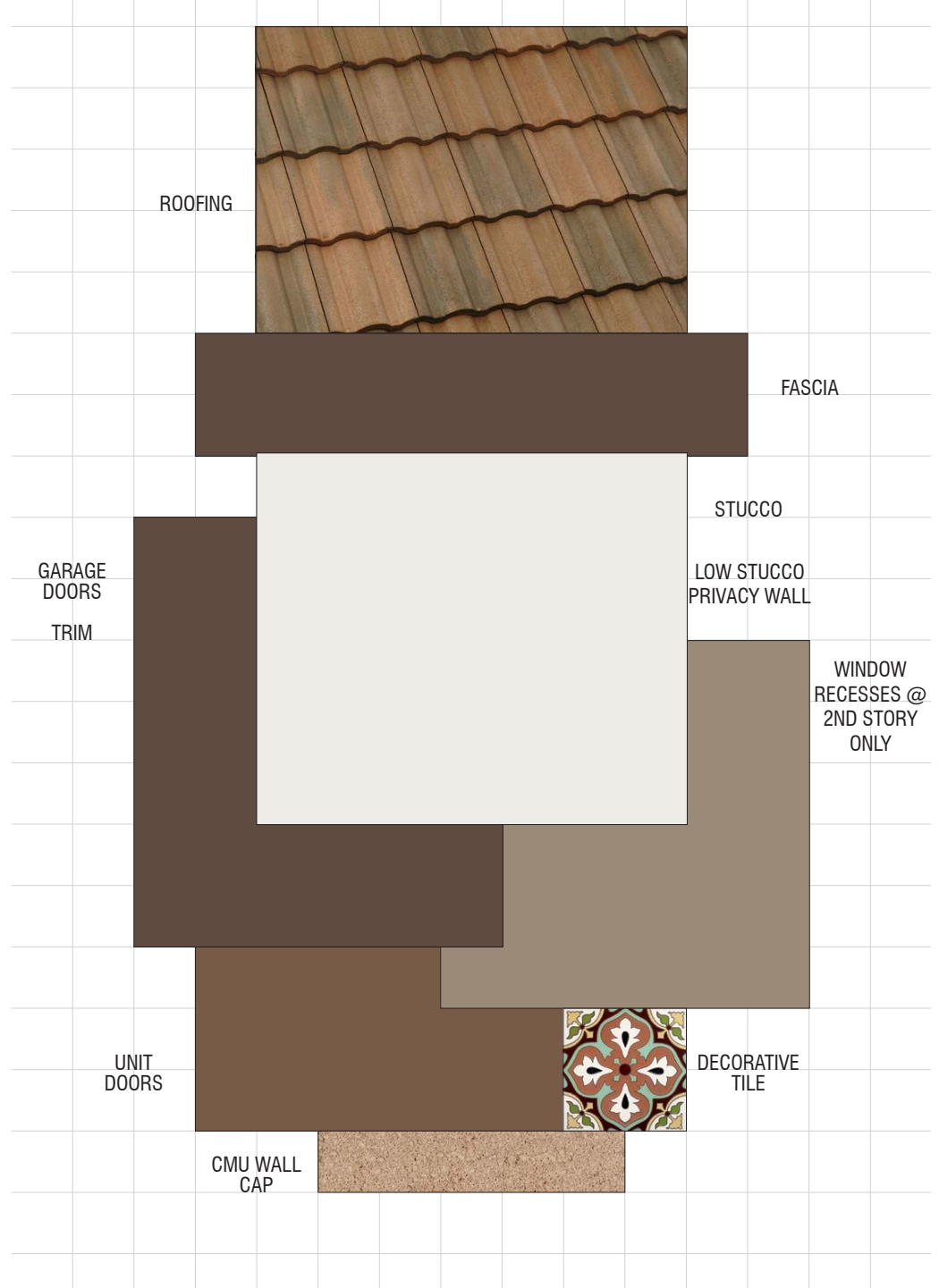
© 2024 WILLIAM HEZMALHALCH ARCHITECTS, INC. dba WHA.

REVISIONS:

Number	Date	Description
1	02/02/24	Reduce notations per city comments. Color design updated.

- TRASH ENCLOSURE KEYNOTES**
- 1 STUCCO OVER 8" CMU WALL, HEIGHT PER ELEVATIONS
 - 2 3 CUBIC YARD BIN 41.5" X 72"
 - 3 72" TALL 1/8 GA. REBBED METAL GATE - PAINT TO MATCH ADJACENT BUILDING
 - 4 SLIDE BOLT - REFER TO DETAIL S/A1.2
 - 5 CANE BOLT - REFER TO DETAIL S/A1.2
 - 6 4" SQUARE 3/16" THICK STEEL JAMB TUBE, REFER TO DETAIL S/A1.2
 - 7 STUCCO EXTERIOR FINISH
 - 8 #4X8 CONCRETE CURB, REFER TO DETAIL S/A1.2
 - 9 DECORATING FOAM ACCENT
 - 10 LEVEL CONCRETE
 - 11 CONCRETE 'S' TILE TO MATCH ADJACENT BUILDINGS
 - 12 2X8 FASCIA
 - 13 LINE OF ROOF ABOVE, SEE ELEVATIONS
 - 14 METAL GUTTER, PAINT TO MATCH ADJACENT MATERIAL
 - 15 METAL DOWNSPOUT, PAINT TO MATCH ADJACENT MATERIAL
 - 16 #4X8 BUMPER ON CMU, TYP. REFER TO DETAIL S/A1.2
 - 17 ORGANIC WASTE BIN
 - 18 STUCCO OVER 12" CMU WALL, HEIGHT PER ELEVATIONS





CITRUS LANE
 Fontana, California
 D.R. HORTON
 June 16, 2024 | 2023118

SCHEME 1
 All Elevations
 Spanish A & B

WHA
 WILLIAM HEZMALHALCH ARCHITECTS, INC.

CITRUS LANE
 Fontana, California
 D.R. HORTON
 October 17, 2023 | 2023118
 PAGE 1 OF 12

Exterior Color & Materials
 SCHEME 1 (Per Library Scheme 2A) *APPLIES TO A & B' SPANISH ELEVATIONS

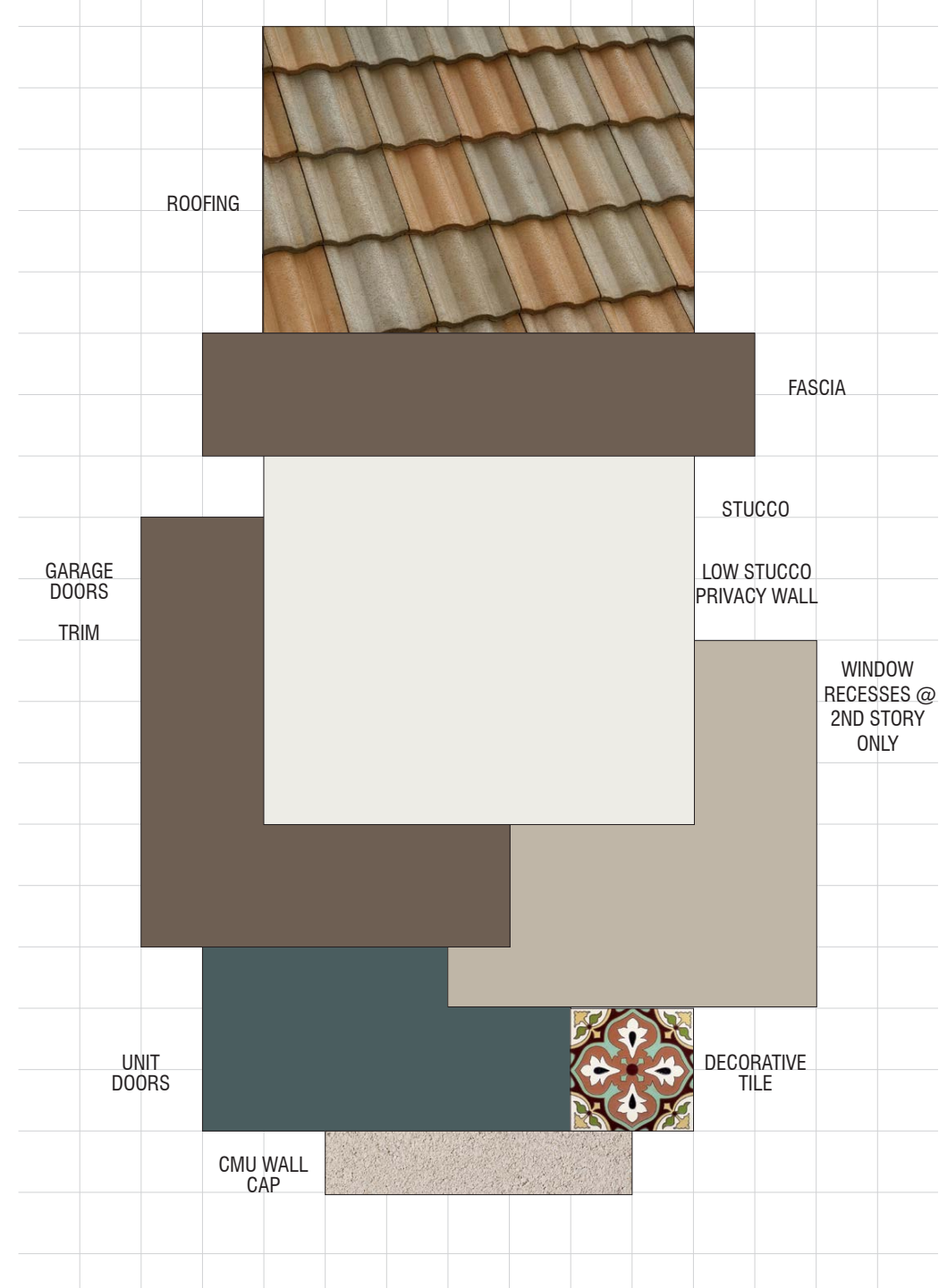
Material	Color	Manufacturer
Roofing: Low Profile Concrete Tile	2545 Sunrise Blend Ref: 16 Ent. 32 A, SH: 22	Eagle
*Vinyl Windows (factory finish)	Espresso	Green World
Gutters & Downspouts (factory finish)	Beaver Brown	Custom-Bit Metals
*CMU Wall Cap @ Low Stucco Privacy Wall (factory finish)	Sand Precision	Angelus
*Mortar @ CMU Wall Cap (factory finish)	823 Spec Mix Mortar	Angelus
Stucco Color (lightface finish) Stucco Low Stucco Privacy Wall	1, 8 A 653 (Similar to Sherwin Williams SW 7005 Pure White)	Omega
Trim Color #1 (applied to): Fascia Garage Doors Pot Shelves Trim Utility Doors	SW 6083 Sable	Sherwin Williams
Trim Color #2 (applied to): Window Recesses @ 2nd Story Only	SW 7508 Trawert Tazpe	Sherwin Williams
*Accent Color (applied to): Unit Doors	SW 6089 Grounded	Sherwin Williams
Prefab Pipes @ Gables	SW 7705 Wheat Penny	Sherwin Williams
*Decorative Metal	SW 7020 Black Fox	Sherwin Williams
*6" X 6" Decorative Ceramic Tile	SS2028	California Pottery and Tile Works
*6" X 6" Solid Ceramic Tile	CP23	California Pottery and Tile Works
*Panel @ Ceramic Tile	Match Stucco Color	Custom Building Products

NOT: Verify RFI's are resolved across between these schemes and the construction documents prior to permits.
 Contact: Jennifer Gonzalez (951) 250-9907

© 2024 WILLIAM HEZMALHALCH ARCHITECTS, INC. DBA WHA

REVISIONS:

Number	Date	Description
1	11/02/23	Omega brass handles and utility doors added.
2	01/01/24	Stucco color #2 added to Spanish Colonial schemes per city. Color designer updated.
3	02/29	Stucco color #2 added to Spanish Colonial schemes per city. Color designer updated.
4	03/04/24	Window recesses per city comments.
5	03/20	Scheme 1 reviewed. Window recesses per city comments.
6	03/20/24	Scheme 1 reviewed. Window recesses per city comments.
7	03/20	Scheme 2 reviewed. Trim color #2 added to schemes 1 and 2. CMU cap added per city comments.
8	03/20/24	Scheme 1, stucco color reviewed. Any window recesses added to color #2 reviewed per city comments.



CITRUS LANE
 Fontana, California
 D.R. HORTON
 June 8, 2024 | 2023118

SCHEME 2
 All Elevations
 Spanish A & B

WHA
 WILLIAM HEZMALHALCH ARCHITECTS, INC.

CITRUS LANE
 Fontana, California
 D.R. HORTON
 October 17, 2023 | 2023118
 PAGE 2 OF 12

Exterior Color & Materials
 SCHEME 2 (Per Library Scheme 4B) *APPLIES TO A & B' SPANISH ELEVATIONS

Material	Color	Manufacturer
Roofing: Low Profile Concrete Tile	2545 Los Padres Blend Ref: 24 Ent. 31 A, SH: 25	Eagle
Gutters & Downspouts (factory finish)	Woodbridge	Custom-Bit Metals
*CMU Wall Cap @ Low Stucco Privacy Wall (factory finish)	Natural Gray Precision	Angelus
*Mortar @ CMU Wall Cap (factory finish)	448 Spec Mix Mortar	Angelus
Stucco Color (lightface finish) Stucco Low Stucco Privacy Wall	1, 8 A 653 (Similar to Sherwin Williams SW 7005 Pure White)	Omega
Trim Color #1 (applied to): Fascia Garage Doors Pot Shelves Trim Utility Doors	SW 7515 Homestead Brown	Sherwin Williams
Trim Color #2 (applied to): Window Recesses @ 2nd Story Only	SW 7001 Analytical Gray	Sherwin Williams
*Accent Color (applied to): Unit Doors	SW 6223 SW Water	Sherwin Williams
Prefab Pipes @ Gables	SW 7705 Wheat Penny	Sherwin Williams
*Decorative Metal	SW 7020 Black Fox	Sherwin Williams
*6" X 6" Decorative Ceramic Tile	SS2028	California Pottery and Tile Works
*6" X 6" Solid Ceramic Tile	CP23	California Pottery and Tile Works
*Panel @ Ceramic Tile	Match Stucco Color	Custom Building Products

NOT: Verify RFI's are resolved across between these schemes and the construction documents prior to permits.
 Contact: Jennifer Gonzalez (951) 250-9907

© 2024 WILLIAM HEZMALHALCH ARCHITECTS, INC. DBA WHA

REVISIONS:

Number	Date	Description
1	11/02/23	Omega brass handles and utility doors added.
2	01/01/24	Stucco color #2 added to Spanish Colonial schemes per city. Color designer updated.
3	02/29	Stucco color #2 added to Spanish Colonial schemes per city. Color designer updated.
4	03/04/24	Window recesses per city comments.
5	03/20	Scheme 1 reviewed. Window recesses per city comments.
6	03/20/24	Scheme 1 reviewed. Window recesses per city comments.
7	03/20	Scheme 2 reviewed. Trim color #2 added to schemes 1 and 2. CMU cap added per city comments.

COLOR & MATERIALS | Color Schemes

CITRUS LANE
 FONTANA, CA

5.1.0

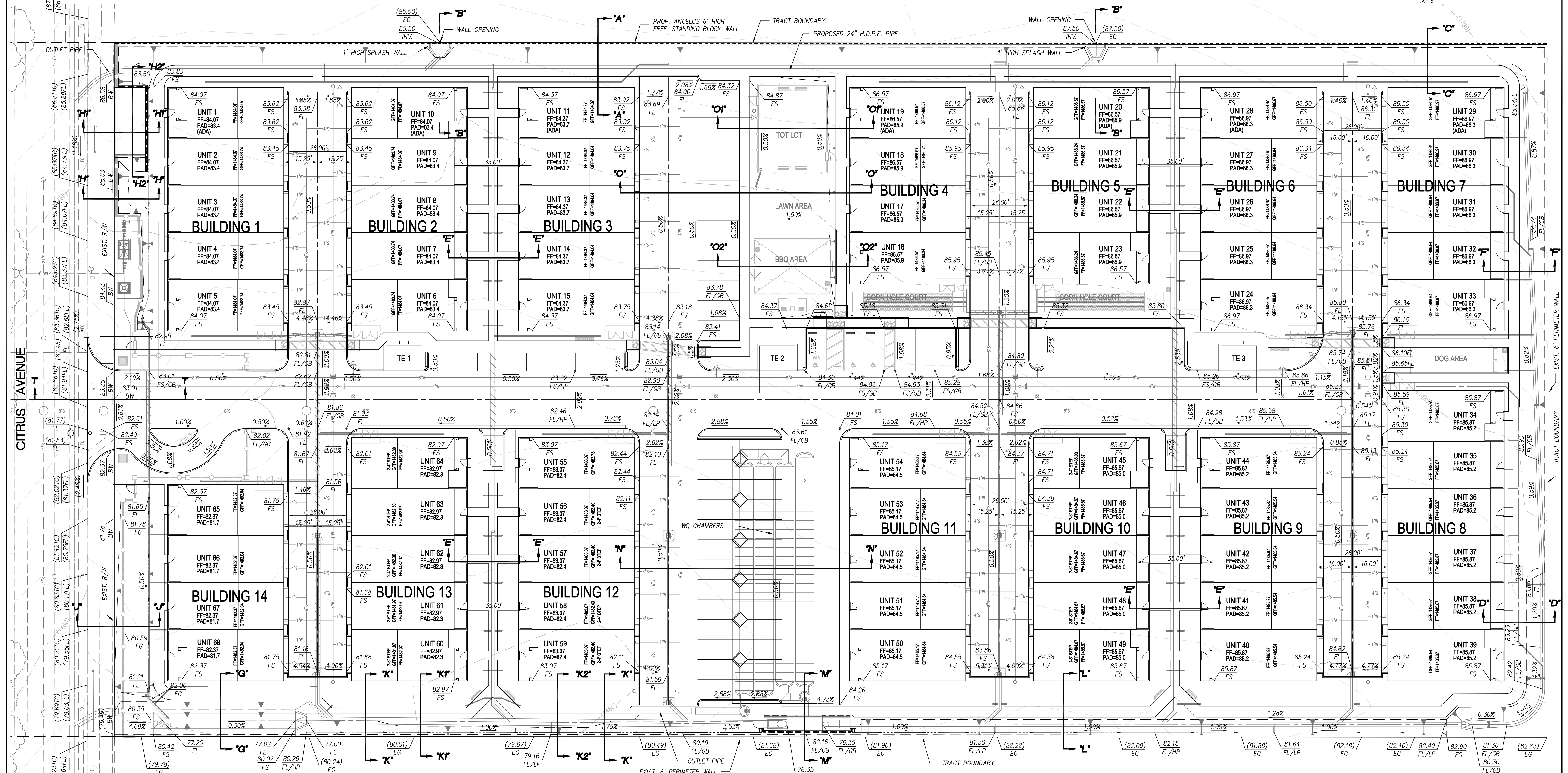
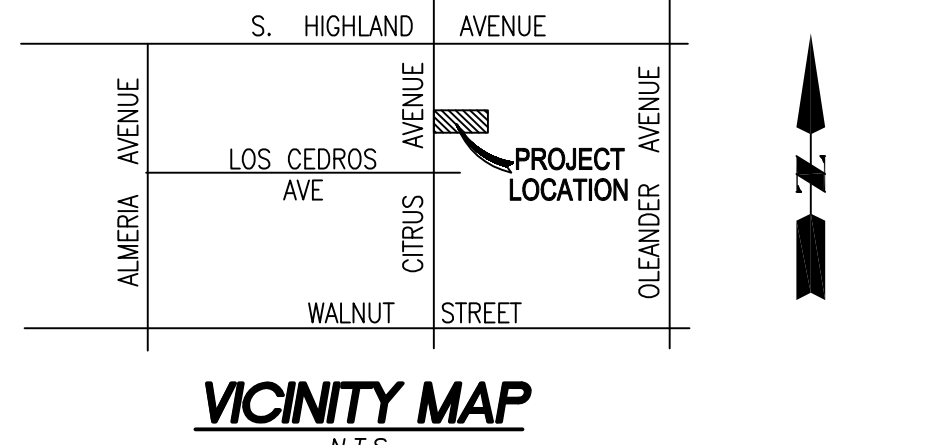


HORTON E

DESIGN REVIEW RE-SUBMITTAL
 © 2023 WILLIAM HEZMALHALCH ARCHITECTS, INC. dba WHA. | 2023118 | 06-20-24



CITY OF FONTANA, CALIFORNIA CITRUS LANE - TRACT NO. 20521 CONCEPTUAL GRADING PLAN



LEGAL DESCRIPTION:
LOT 14, OF TRACT 1909, IN THE CITY OF FONTANA, COUNTY OF SAN BERNARDINO, STATE OF CALIFORNIA, AS PER MAP RECORDED IN BOOK 27, PAGE 70 OF MISCELLANEOUS MAPS, IN THE OFFICE OF THE COUNTY RECORDER OF SAID COUNTY.

EXCEPTING THEREFROM THAT PORTION THEREOF AS CONVEYED TO THE CITY OF FONTANA BY DEED RECORDED FEBRUARY 12, 2004 AS INSTRUMENT NO. 2004-0105424 OFFICIAL RECORDS.
ASSESSOR'S PARCEL NO.
0240-011-17

OWNER/DEVELOPER:
D.R. HORTON, AMERICA'S BUILDER
SOUTH COAST/INLAND EMPIRE DIVISION
2280 WARDLOW CIRCLE, SUITE 100
CORONA, CALIFORNIA 92880
(951) 272-9000

ENGINEER:
ACULAR CONSULTING INC.
231 E. ALESSANDRO BLVD. #6A393
RIVERSIDE, CA 92508
PH: (909) 709-4393

- LEGEND**
- BLOCK WALL
 - RETAINING WALL
 - TUBULAR STEEL FENCE
 - SEWER MAIN
 - SEWER LATERAL
 - SEWER MANHOLE
 - DIRECTION OF FLOW
 - CLEANOUT
 - STORM DRAIN
 - FIRE WATER
 - WATER MAIN
 - WATER METER

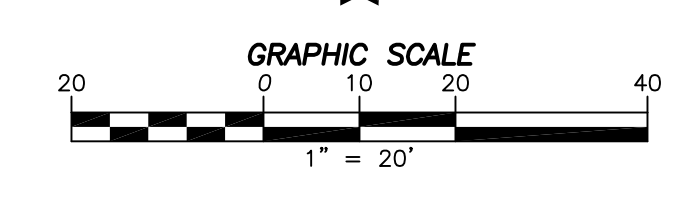
- LEGEND**
- END CAP
 - AIR AND VACUUM RELEASE ASSEMBLY
 - FLANGED GATE VALVE & VALVE BOX
 - FxH ADAPTER
 - FxR REDUCER
 - FLUSHOUT ASSEMBLY
 - FIRE HYDRANT ASSEMBLY
 - BLUE REFLECTIVE MARKER
 - EXISTING SEWER
 - EXISTING ELECTRIC
 - EXISTING FIBER OPTIC

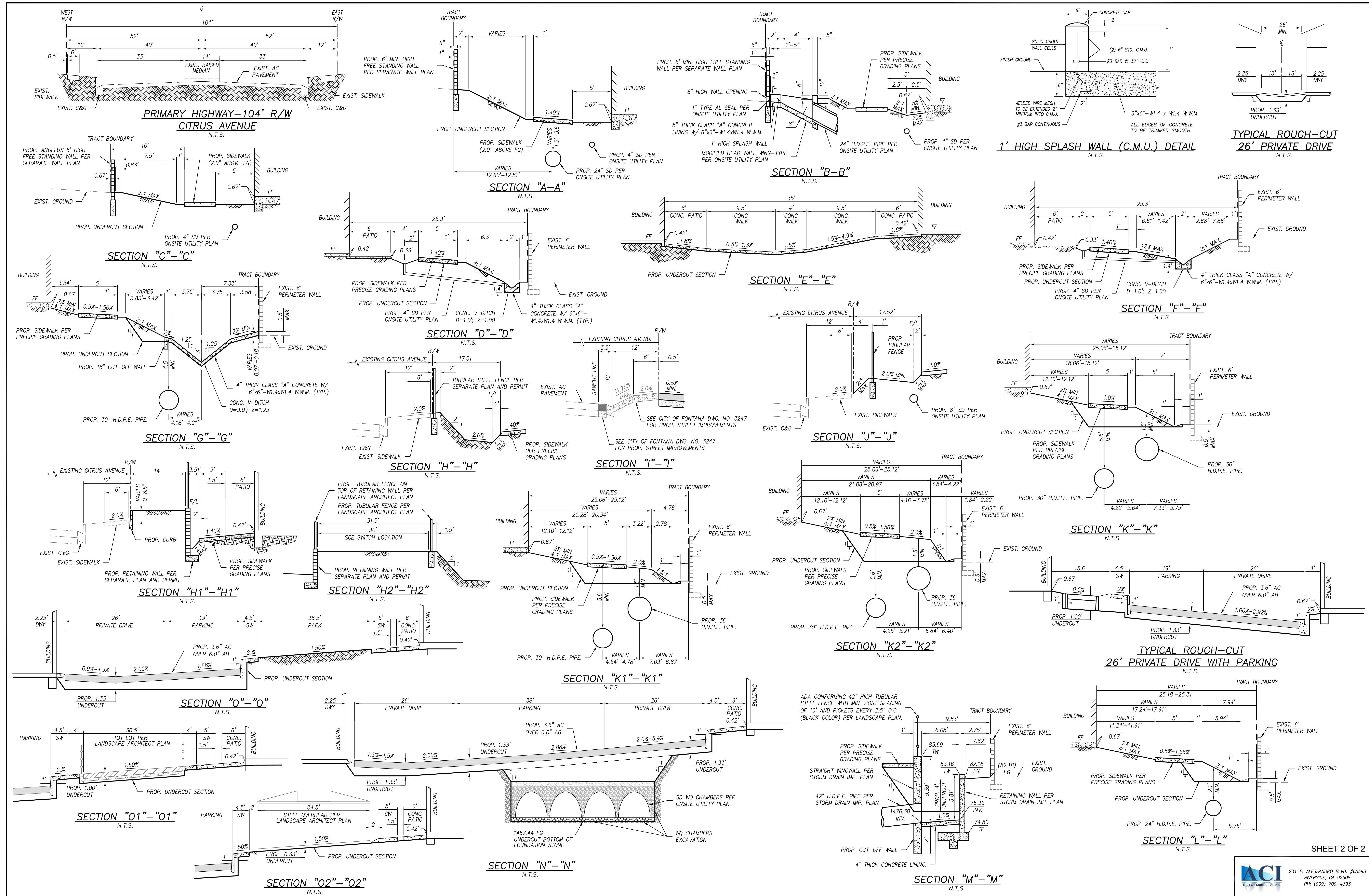
- ABBREVIATIONS**
- BW — BACK OF WALK
 - EG — EXISTING GRADE
 - EP — EDGE OF PAVEMENT
 - FF — FINISH FLOOR
 - FG — FINISH GRADE
 - FL — FLOW LINE
 - FS — FINISH SURFACE
 - GB — GRADE BREAK
 - HP — HIGH POINT
 - INV — INVERT OF PIPE

- ABBREVIATIONS**
- LP — LOW POINT
 - PAD — PAD GRADE
 - SCE — SOUTHERN CALIFORNIA EDISON
 - SD — STORM DRAIN
 - TC — TOP OF CURB
 - TE — TRASH ENCLOSURE
 - TF — TOP OF FOOTING
 - TG — TOP OF GRADE
 - TW — TOP OF WALL

SHEET INDEX
SHEET 1 CONCEPTUAL GRADING PLAN
SHEET 2 SECTIONS AND DETAIL

SHEET 1 OF 2

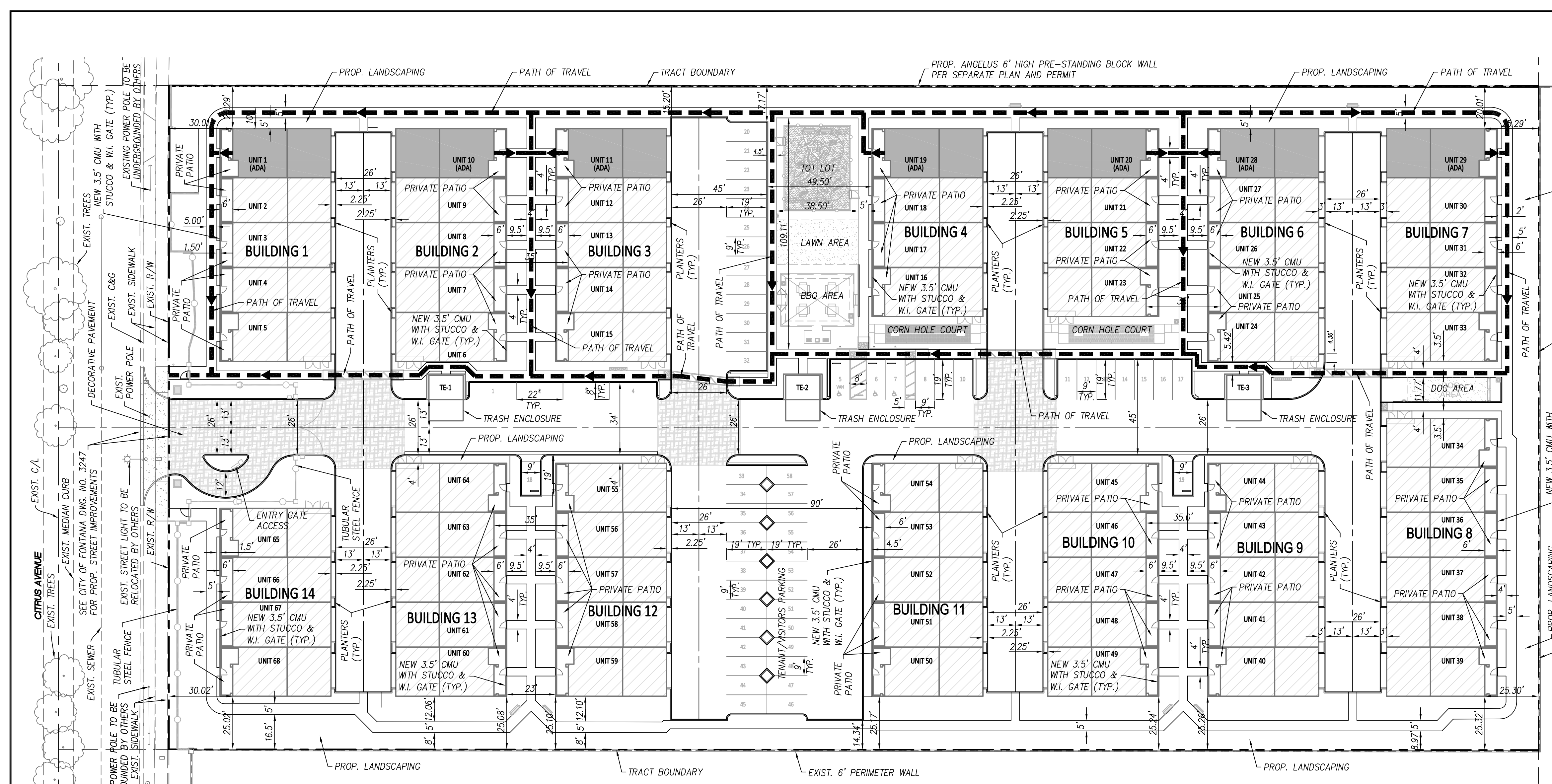




1' HIGH SPLASH WALL (C.M.U.) DETAIL
N.T.S.

TYPICAL ROUGH-CUT 26' PRIVATE DRIVE
N.T.S.

TYPICAL ROUGH-CUT 26' PRIVATE DRIVE WITH PARKING
N.T.S.



APN: 0240-011-17
 ZONING: R-3
 OCCUPANCY: GROUP R-2/U
 CONSTRUCTION: TYPE V-B
 FIRE SPRINKLERS: REQUIRED

PROJECT DESCRIPTION: PROPOSED 68 UNIT CONDOMINIUM
 COMPLEX ON CITRUS AVE.

BLDG DATA:
 GROSS LOT AREA: 201,565 SF (4.63 AC) (100%)
 BUILDING FOOTPRINT: 68,450 SF
 NET LOCAL AREA: 133,115 SQ. FT.
 LANDSCAPE AREA: 40,618 SQ. FT. (20%)
 HARDSCAPE AREA: 92,497 SQ. FT. (46%)

LOT COVERAGE: 34%

PARKING REQUIRED:
 TENANT PARKING: 68 UNITS x 2.5 = 170 SPACES
 GUEST PARKING: 68 UNITS / 3 = 23 SPACES
 TOTAL: 193 SPACES

PARKING PROVIDED:
 2-CAR GARAGE: 68 x 2 = 136 SPACES
 STANDARD PARKING: 55 SPACES (10% MAX)
 PARALLEL SPACES: 4 SPACES (10% MAX)
 TOTAL: 193 SPACES (INCLUDING 3 HANDICAP SPACES)

OPEN SPACE:
 COMMON: 65,627 SF PROVIDED
 USEABLE: 77,853 SF PROVIDED

OWNER:
 D.R. HORTON, AMERICA'S BUILDER
 SOUTH COAST / INLAND EMPIRE DIVISION
 2280 WARLOW CIRCLE, SUITE 100
 CORONA, CA 92880
 CONTACT: MEGAN KAY WHELDON
 (951) 272-9000

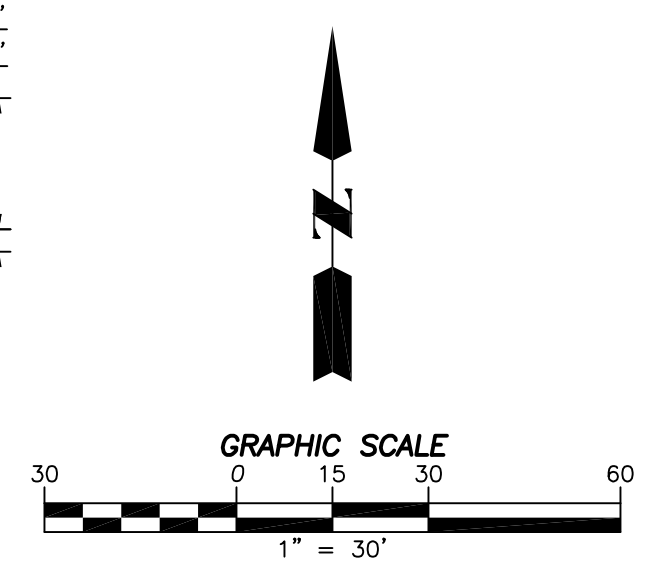

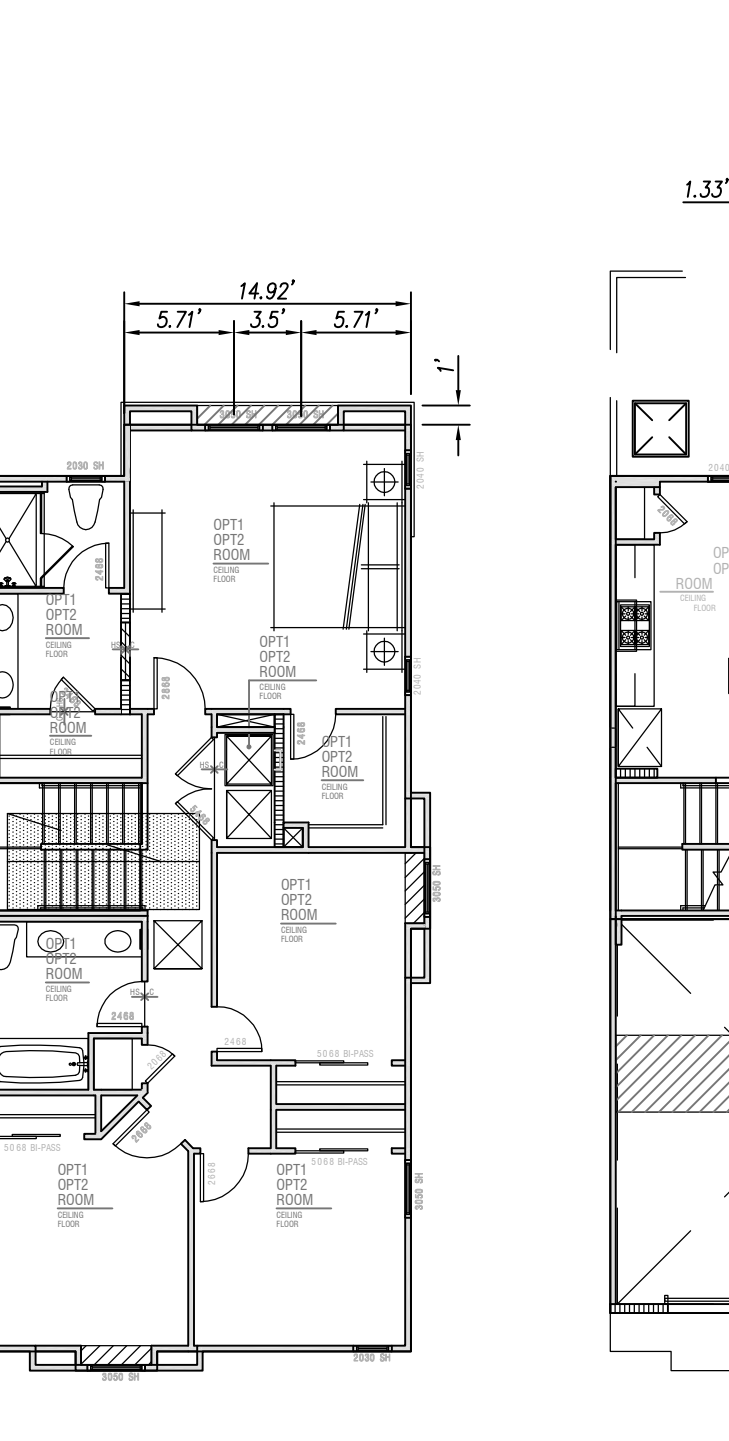
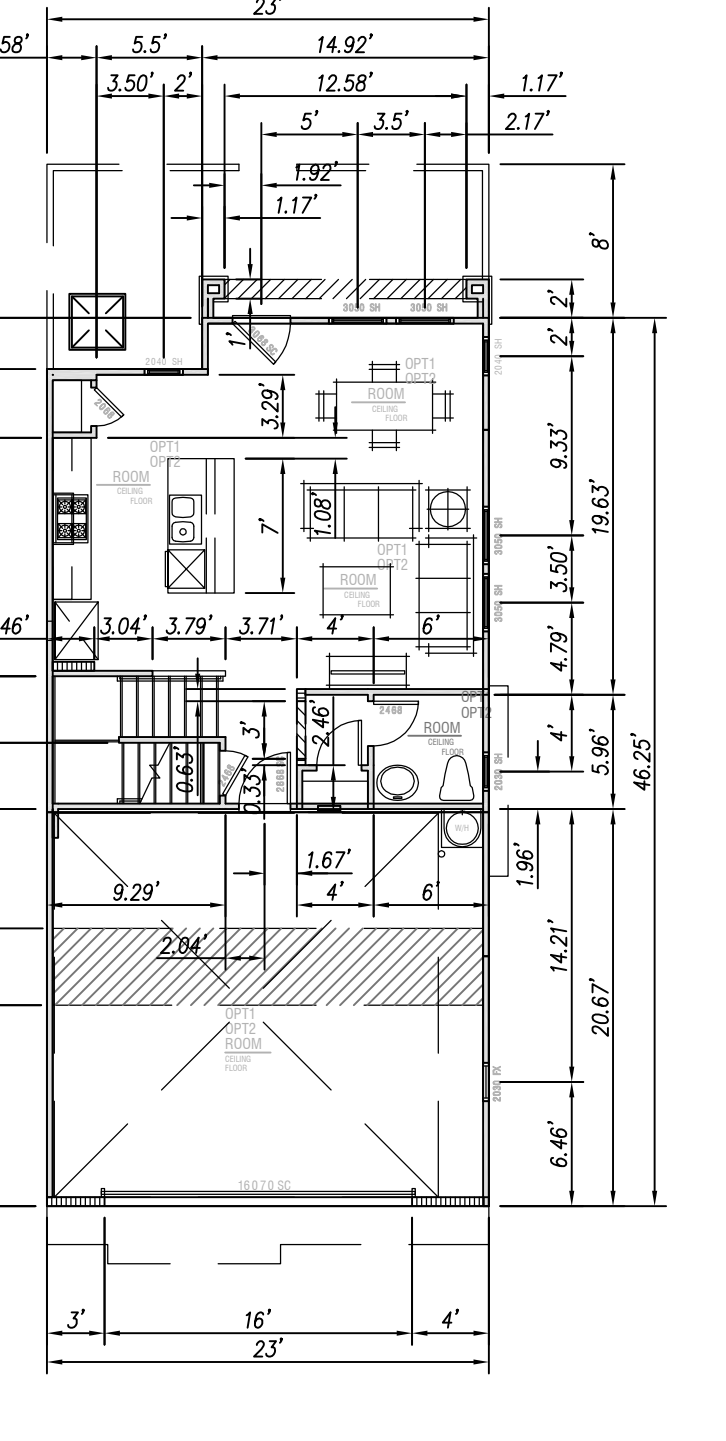
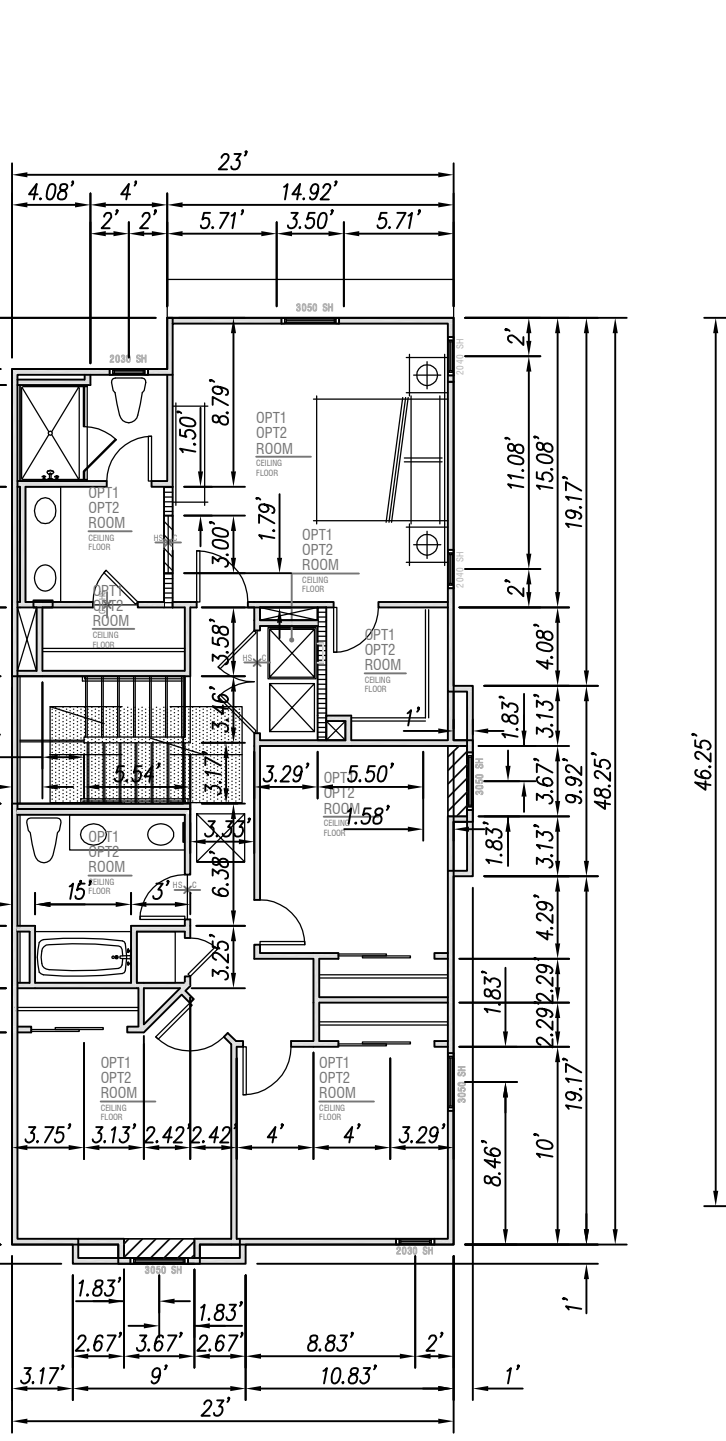
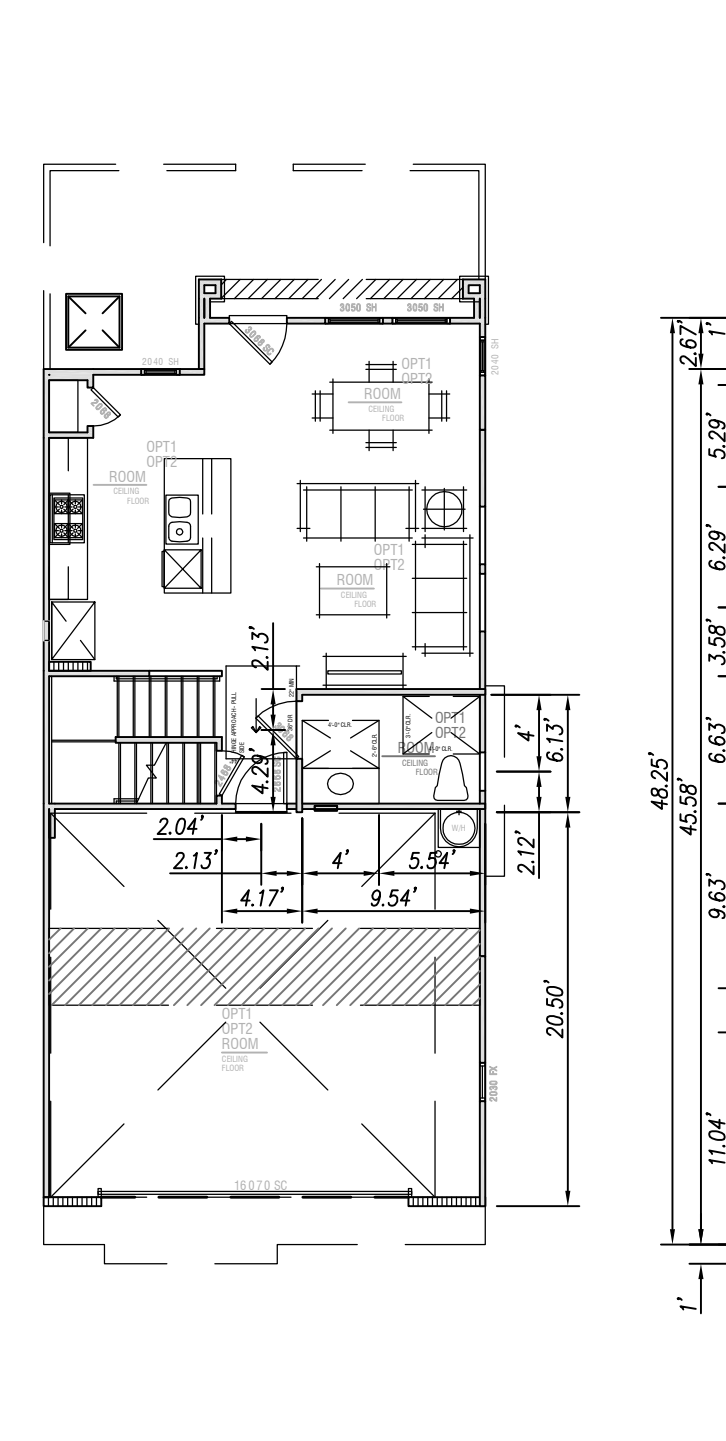
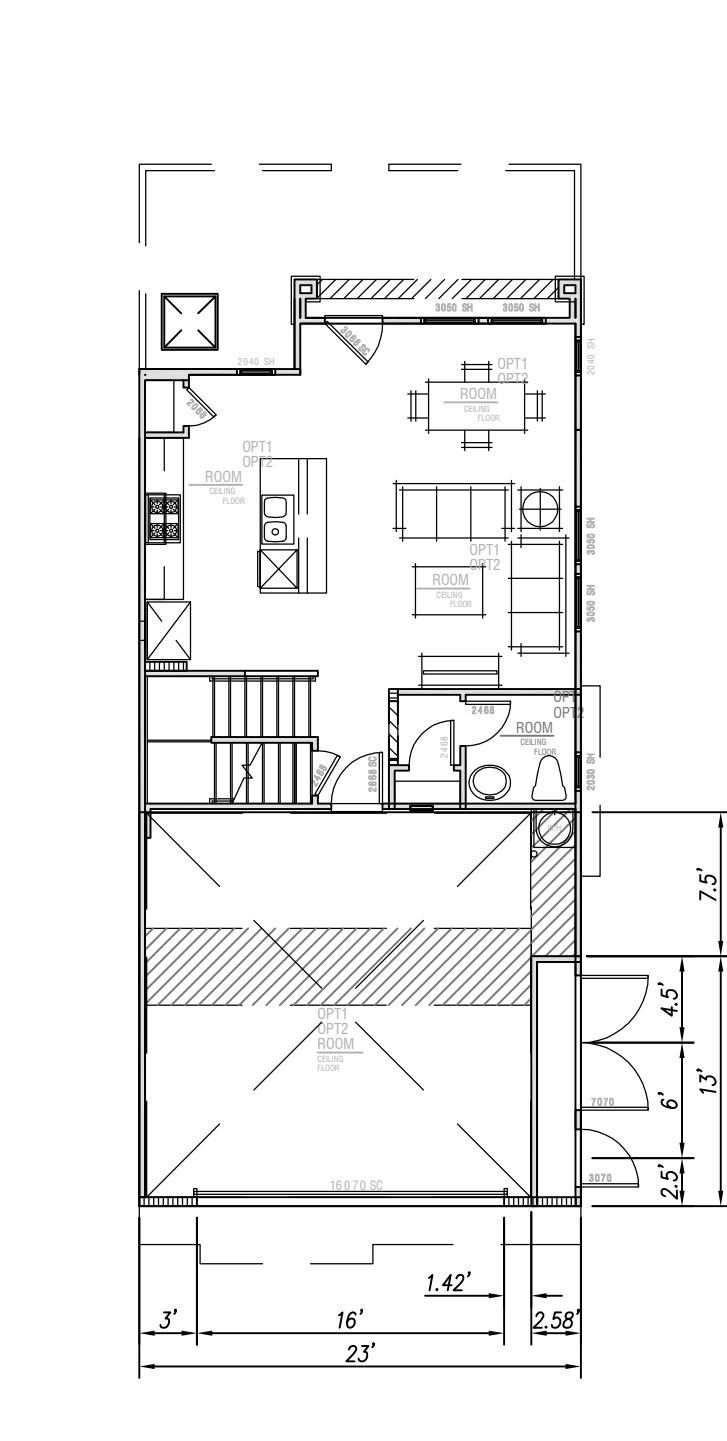
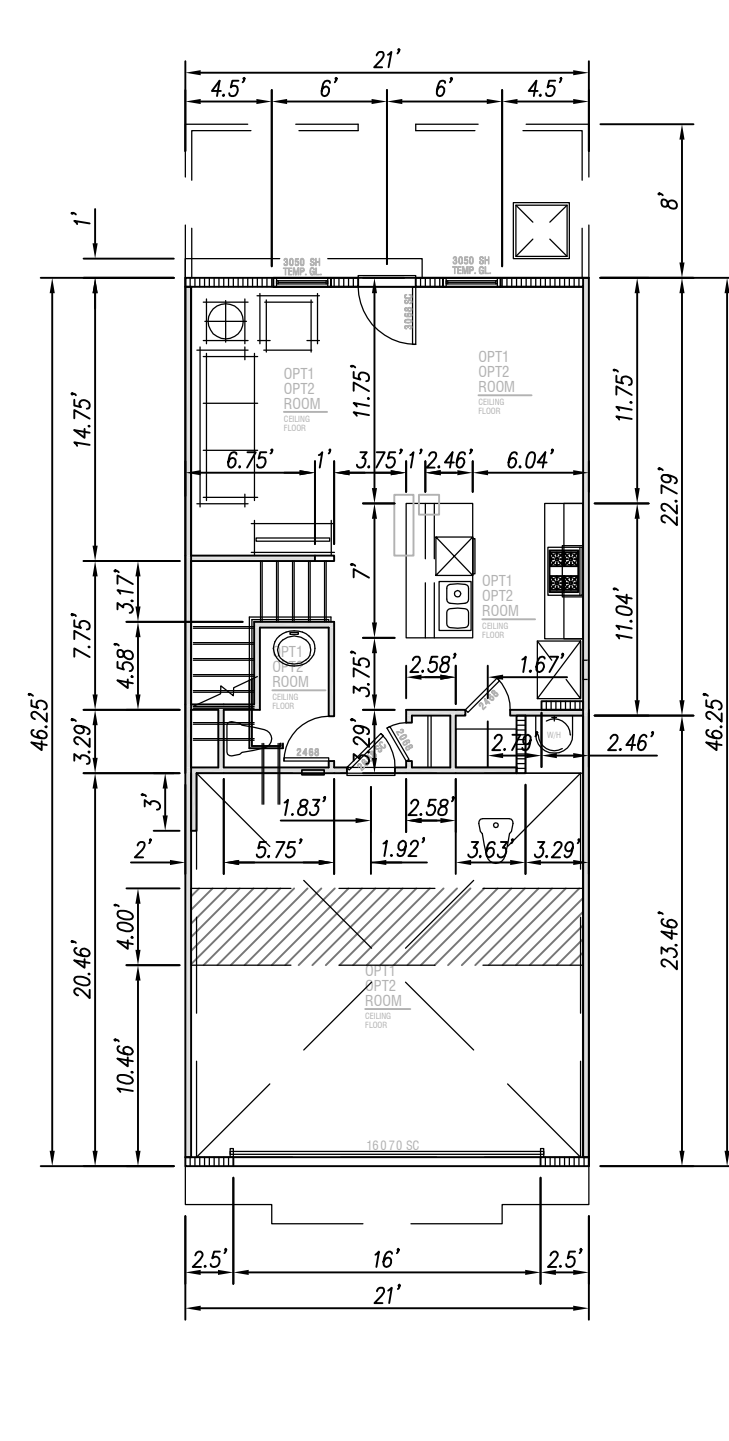
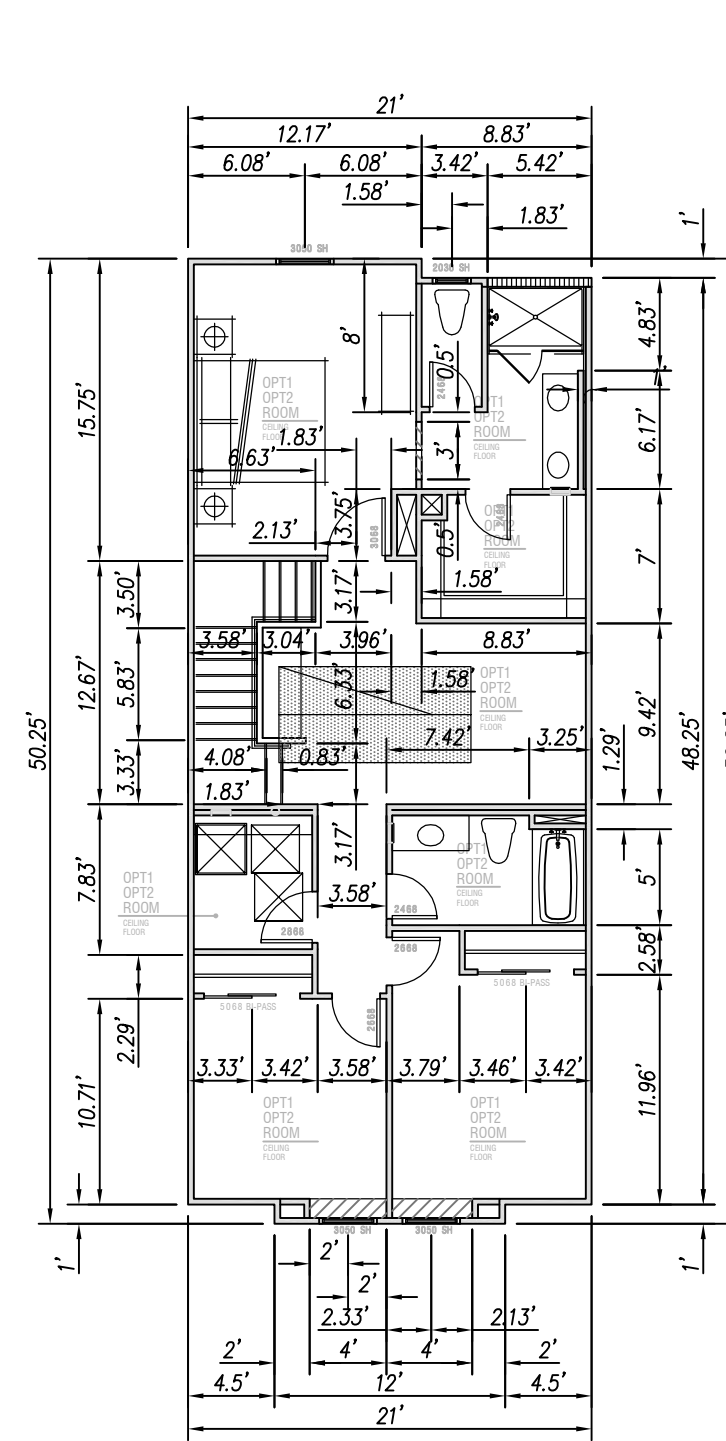
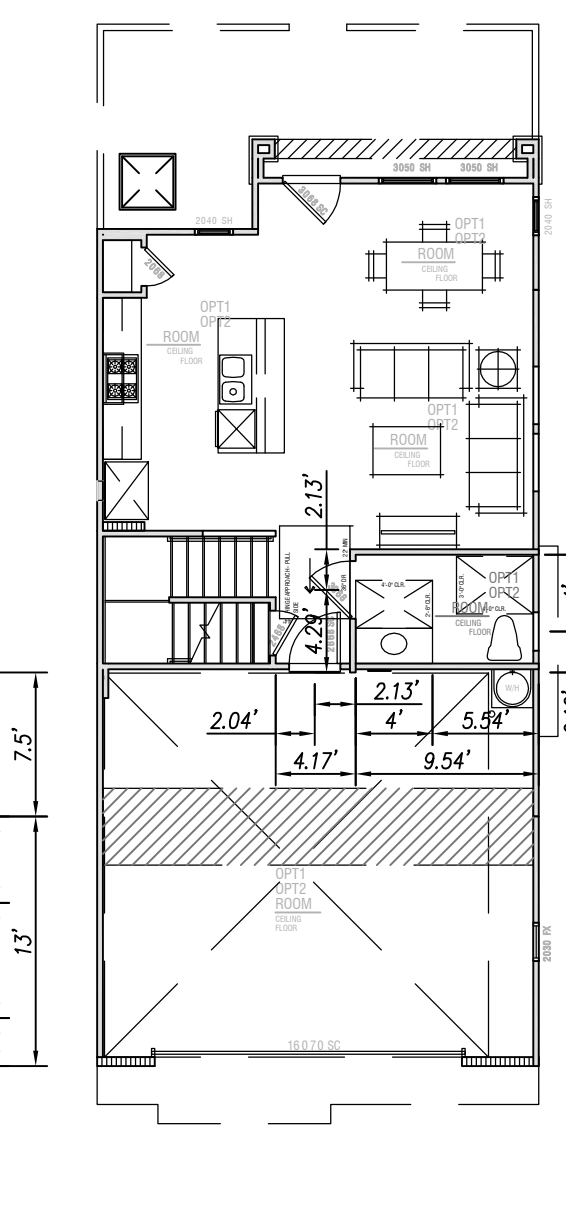
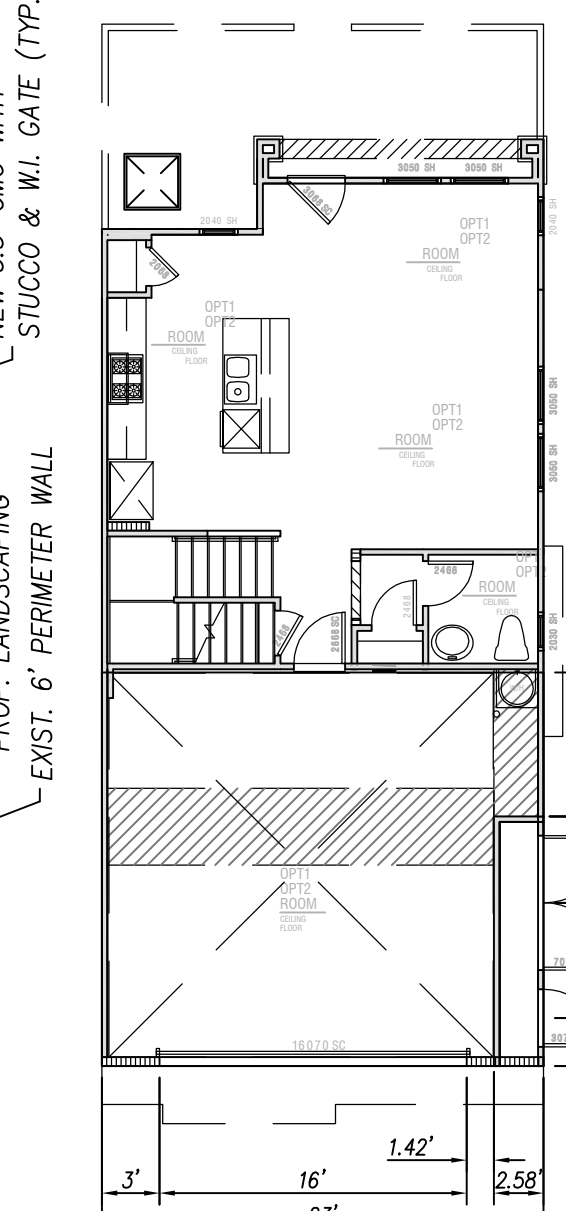
PROJECT ADDRESS:
 6897 CITRUS AVENUE
 FONTANA CA 92336

ARCHITECT:
 WHA INC.
 680 NEWPORT CENTER DRIVE, SUITE 300
 NEWPORT BEACH, CA 92660
 CONTACT: JEFF JOHNSON PH: (949) 250-0607

CIVIL:
 AGUILAR CONSULTING INC.
 231 E. ALESSANDRO BLVD. #6A393
 RIVERSIDE, CA 92508
 CONTACT: CEZAR V. AGUILAR
 PH: (909) 709-4393

LANDSCAPE:
 SJA INC.
 7859 SIHO COCO
 CARLSBAD, CA 92009
 CONTACT: JACK NORTON
 PH: (949) 276-6500

PHOTOMETRIC:
 LAND DEVELOPMENT DESIGN COMPANY, LLC
 2313 E. PHILADELPHIA STREET, SUITE F
 ONTARIO, CA 91761
 CONTACT: KEVIN J. RICHER
 PH: (909) 930-1466



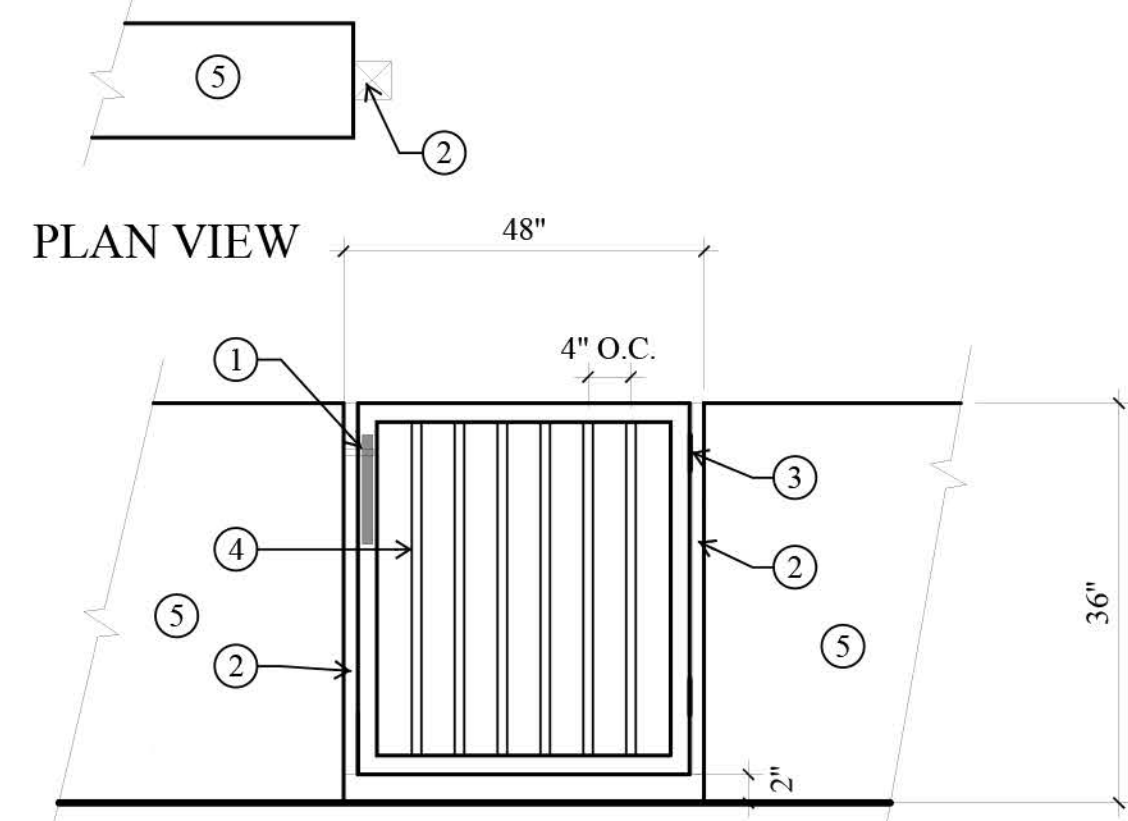
PREPARED FOR:
D-R HORTON
 America's Builder

SOUTH COAST / INLAND EMPIRE DIVISION
 2280 WARLOW CIRCLE SUITE 100
 CORONA, CA 92880
 (951) 272-9000

CITY OF FONTANA, CALIFORNIA
 CITRUS LANE - TRACT NO. 20521
 SITE PLAN

ACI
 AguilAr Consulting Inc.

231 E. ALESSANDRO BLVD. #6A393
 RIVERSIDE, CA 92508
 PH: (909) 709-4393

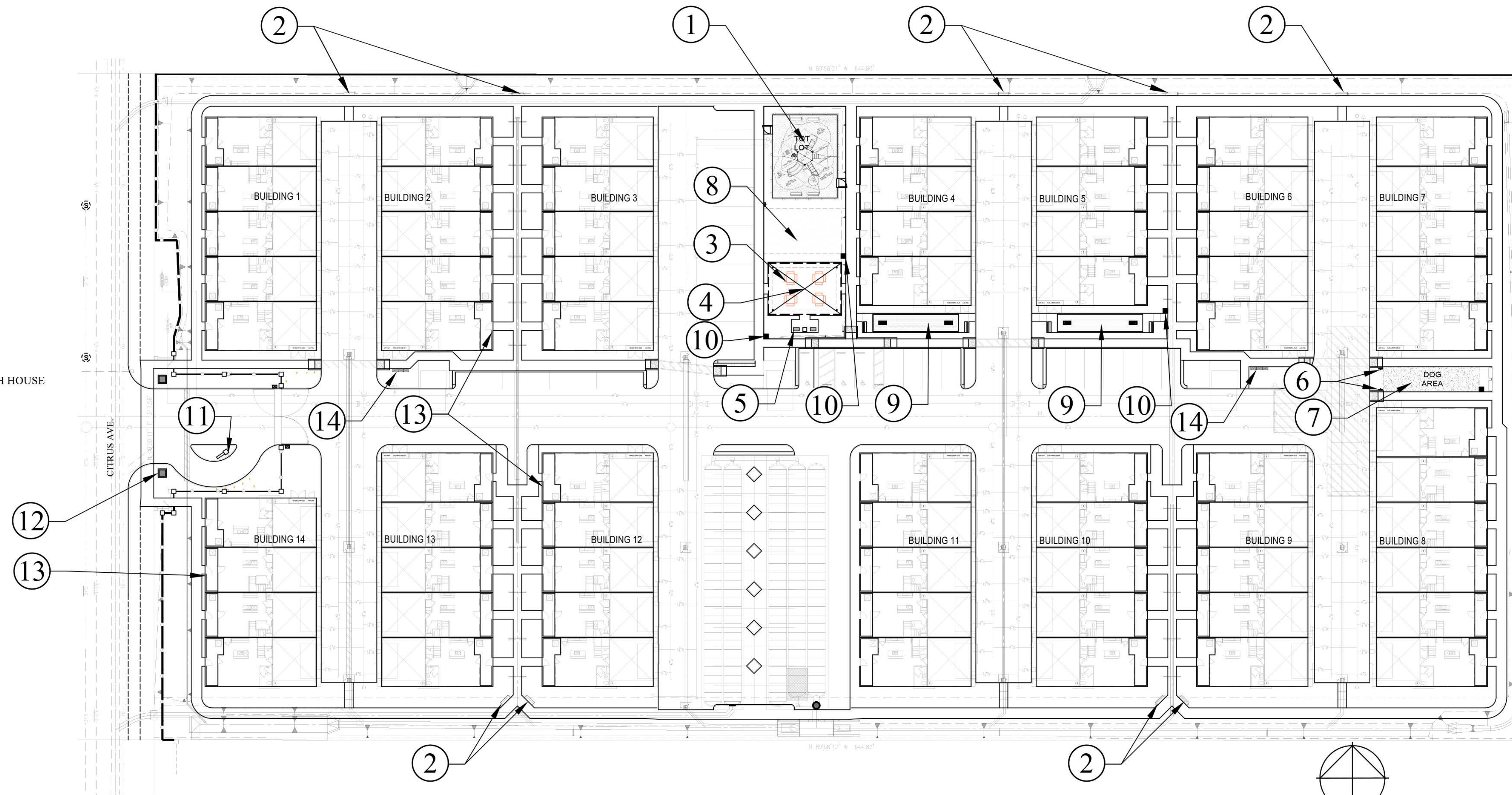


LEGEND

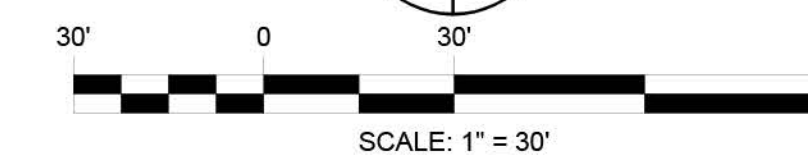
- ① LATCH (INSIDE OF GATE)
- ② 2" SQ STEEL POST SECURED WITH LAG BOLTS MOUNTED TO WALL W/ 3-1/2" LAG BOLTS & LEAD SHIELDS- SEE PLAN VIEW
- ③ (2) HINGES - HEAVY DUTY
- ④ 1" SQ. STEEL PILINGS
- ⑤ ADJACENT CMU WALL W/ STUCCO FINISH, COLOR TO MATCH HOUSE

- NOTES:
- ALL IRON SHALL BE FORGED W/ HAMMERED FINISH COLOR: FLAT BLACK
 - GATE TO BE SELF-CLOSING

⑬ PATIO WALL & GATE

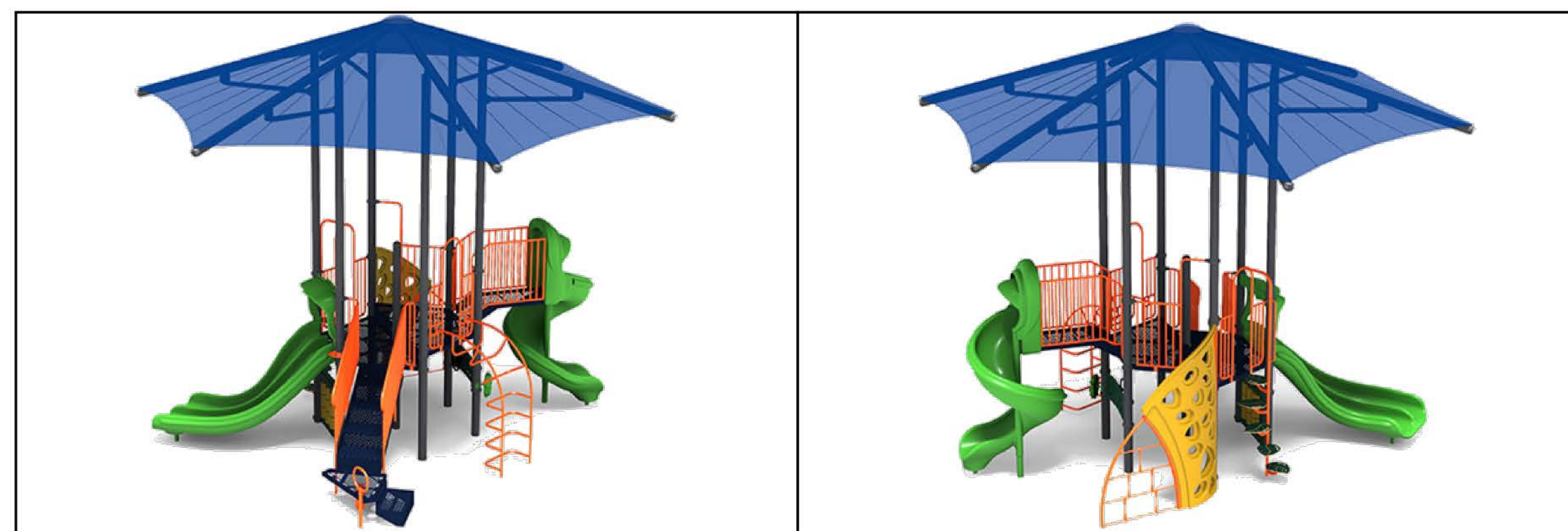


SITE PLAN - AMENITIES



AMENITIES LEGEND

- 1. TOT LOT PLAYGROUND
- 2. BENCH
- 3. CAFE TABLE
- 4. STEEL OVERHEAD
- 5. BBQ AREA (BUILT-IN W/COUNTER TOP)
- 6. PET STATION
- 7. PET AREA
- 8. OPEN LAWN
- 9. CORN HOLE COURT
- 10. TRASH RECEPTACLE
- 11. ENTRY GATE ACCESS
- 12. ENTRY PILASTER
- 13. PATIO WALL & GATE
- 14. MAILBOX LOCATIONS



① TOT LOT PLAYGROUND AREA



② BENCH



③ CAFE TABLE



④ STEEL OVERHEAD



⑤ BBQ AREA



⑥ PET STATION



⑦ PET AREA



⑧ OPEN LAWN AREA



⑨ CORN HOLE COURT



⑩ TRASH RECEPTACLE



⑪ ENTRY GATE ACCESS



⑫ ENTRY PILASTER

AMENITIES PLAN
TR. 20521 CITRUS LANE
6697 CITRUS AVE.
FONTANA, CA 92336



REV. 20, 2023 - CL SITE CONCEPT | D-R HORTON, 2021 - CITRUS LANE CONCEPTUAL SITE CONCEPTS

