




VICINITY MAP
N.T.S.

 CENTERLINE
 LOT LINE
 TRACT BOUNDARY /
RIGHT-OF-WAY LINE
 EX. FENCE

GFF	GARAGE FINISH FLOOR
MIN	MINIMUM
NAP	NOT A PART
NTS	NOT TO SCALE
P/L	PROPERTY LINE
PROP.	PROPOSED
R/W	RIGHT OF WAY
RET	RETAINING
SF	SQUARE FEET
SW	SIDEWALK
TC	TOP OF CURB
TF	TOP OF FOOTING
TRW	TOP OF RET. WALL
TW	TOP OF WALL
TYP	TYPICAL